



Industrial & Production Tools



REAL TOOLS FOR REAL WORK.™

Technical Symbols

 Bitholder outer diameter	 Drilling	 Piston stroke length
 Bitholder inner diameter	 External drilling	 Piston stroke height
 Collet capacity	 Studding	 Tool length
 Shank diameter	 Spindle attachment	 Tool height
 Spindle Thread angle	 Max. _{Nm} Maximum torque in reverse	 Tool weight
 Thread diameter	 1 min Max. free speed	 max Steel Drilling capacity in steel
 Connection thread	 Recom. _{Nm} Recommended forward torque range	 max Steel Tapping capacity in steel
 Air inlet diameter	 Spring max.	 max Steel Reaming capacity in steel
 Minimum hose diameter	 Spring low	 Wheel diameter
 Bolt capacity	 Max. Max. air consumption	 Orbital movement
 Bolt head capacity	 1 min Blows per minute	 Pad diameter
 Torque range peak	 Vibration level / uncertainty	 Belt sander / size
 MAX Max. chuck / collet capacity	 Sound pressure	 Communication
 Rivet capacity		 Voltage
		 kWatt Rated Power

Tools Performance Classification

★★★ **Super-duty tools** These tools are designed to tackle the most extreme jobs. Advanced technology gives these tools superior strength and durability across the widest range of applications.
 ★★ **Heavy-duty tools**
 ★ **Maintenance-duty tools**

★★★ **Super-duty tools** The heavy-duty tools are top-quality models that exceed the requirements of highly demanding applications and environments. They are engineered with special features for top power, speed and comfort.
 ★★ **Heavy-duty tools**
 ★ **Maintenance-duty tools**

★★★ **Super-duty tools** Maintenance-duty tools are durable, high-quality, impressively powerful.
 ★★ **Heavy-duty tools**
 ★ **Maintenance-duty tools**

Contents

Pneumatic Bolting & Drilling

Selection Chart
 Bolting Torques
 Air Impacttools

Large Drills up to 76 mm capacity Applications
 Impacttools Accessories



Pneumatic Bolting & Drilling

Pneumatic Grinding & Finishing

Selection Chart
 Air Grinders and Sanders
 Special Air Grinders/Sanders
 Air Random Orbital Sanders
 Accessories



Grinding & Finishing

Pneumatic Percussive Tools

Air Impact Riveters
 Air Hammers and Reciprocating Saws
 Air Scalers and Needle Scalers
 Air Chippers



Percussive Tools

Airline & Additional Accessories

Air Filters, Regulators and Lubricators
 Quick Release Couplings, Nipples and Hoses
 Spring Balancers – Tools Lubricants



Accessories

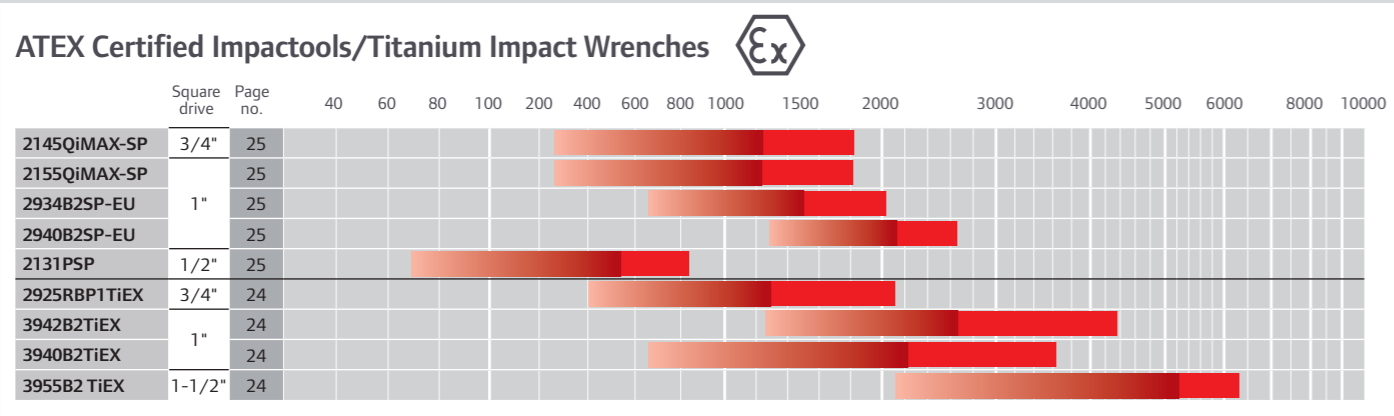
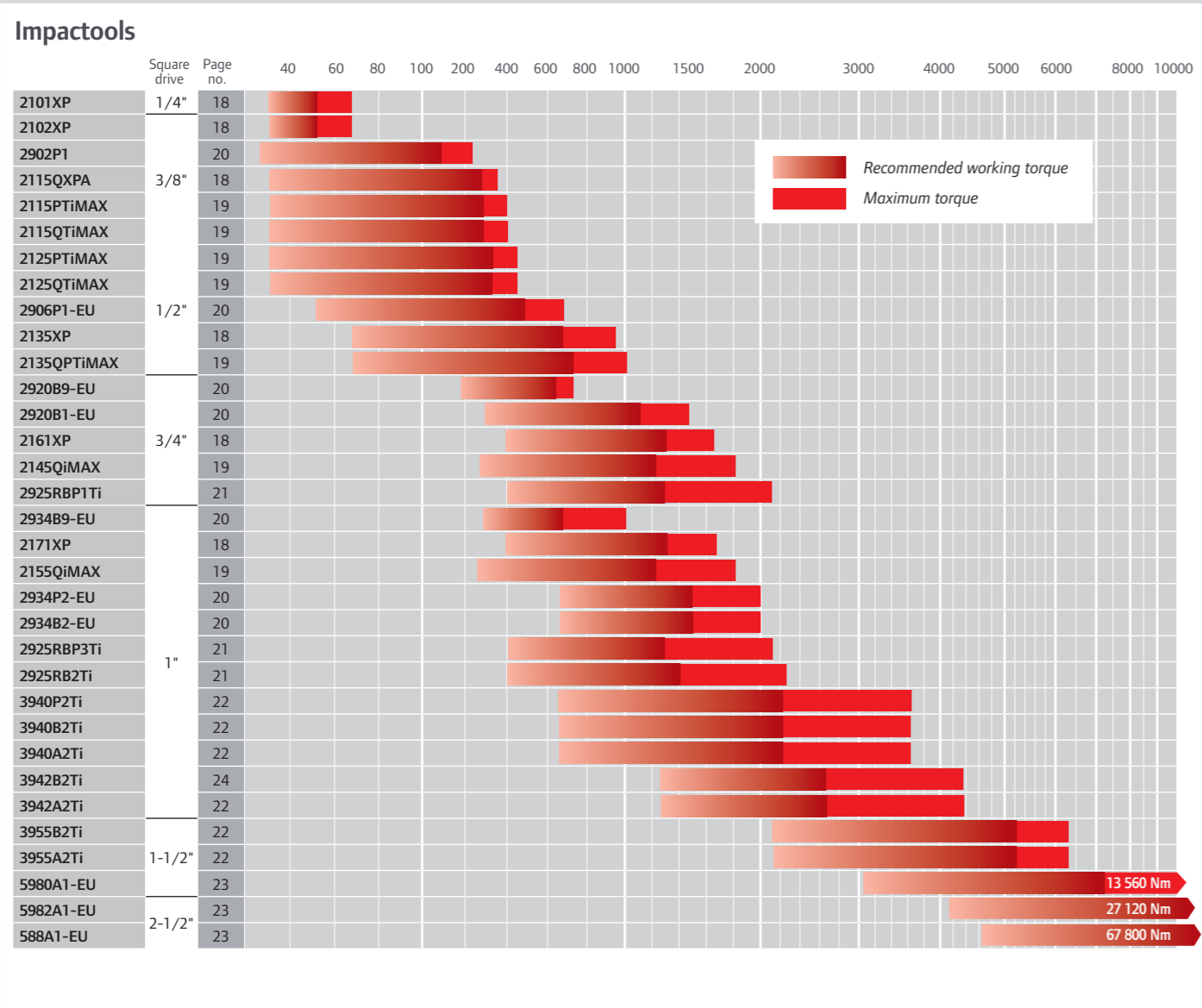
**Performance
Reliability
Durability**



Pneumatic Bolting & Drilling

- 16 | Selection Chart
- 17 | Bolting Torques
- 18 | Air Impactools
- 24 | ATEX Certified Air Impactools
- 26 | Large Drills up to 76 mm capacity
- 27 | Impactools Accessories

Productivity has come a long way since Ingersoll Rand introduced the first Impactool™ in 1934. What has not changed is our reputation for world-class tools that set the industry standard for power, durability, and reliability. Every Impactool bearing the Ingersoll Rand name reflects our commitment to delivering cutting-edge tool designs that work as hard as you do and provide maximum comfort, safety, efficiency, and serviceability. Throughout this catalog, you will find Ingersoll Rand Impactools offering several different impact technologies to best suit your wide range of applications.



DIN267 Bolt Grade: bolt grade consists of two figures which refer to the following characteristics of the bolt:
1st digit = 10% of breaking load in kg/mm² — **2nd digit** = 10% of ratio between minimum elastic limit and minimum breaking load.

Bolt grade DIN267 ⇨		3.6	4.6	4.8	5.6	5.8	6.8	8.8	10.9	12.9
mm	mm	Maximum torque in Nm								
M4	7	0.85	1.1	1.5	1.4	1.9	2.3	2.9	4.1	4.9
M5	9	1.7	2.2	3.0	2.8	3.7	4.5	6.0	8.5	10
M6	10	2.9	3.8	5.1	4.8	6.4	7.7	10	14	17
M8	13	7.0	9.3	12	12	16	19	25	35	41
M10	17	14	19	25	23	31	37	49	69	83
M12	19	24	32	43	40	54	65	86	120	145
M14	22	39	51	68	64	86	105	135	190	230
M16	24	59	79	105	98	130	155	210	295	355
M18	27	81	110	145	135	180	215	290	405	485
M20	30	115	155	205	190	255	305	410	580	690
M22	32	155	205	275	260	345	415	550	780	930
M24	36	200	265	350	330	440	530	710	1000	1200
M27	41	295	390	520	490	650	780	1050	1500	1800
M30	46	395	530	710	660	880	1050	1450	2000	2400
M33	50	540	720	960	900	1200	1450	1900	2700	3250
M36	55	690	920	1250	1150	1550	1850	2450	3450	4150
M39	60	920	1200	1600	1500	2000	2400	3200	4500	5400
M42	65	1100	1500	1950	1850	2450	2950	3950	5550	6650
M45	70	1400	1850	2450	2300	3100	3700	4950	6950	8350
M48	75	1700	2250	3000	2800	3750	4450	5950	8400	10100
M52	80	2150	2900	3850	3600	4800	5750	7650	10800	12900
M56	85	2700	3600	4800	4500	5950	7150	9550	13400	16100
M60	90	3350	4450	5950	5550	7400	8900	11900	16700	20000
M64	95	4000	5350	7150	6700	8950	10700	14300	20100	24100
M68	100	4850	6500	8650	8100	10800	13000	17300	24300	29100

Impact Mechanisms


Ingersoll Rand Impacttools and Wrenches are available in a choice of configurations with straight or pistol grip handles and inside or outside triggers – Square drives from 3/8" to 2-1/2" are offered. They use the most advanced materials and design to provide unequalled power to weight ratios – some tools are specially designed for use in hazardous industrial areas.

Three powerful impact mechanism designs available

Twin Hammer, delivers more power per pound and is less sensitive to air pressure fluctuations than any other design – Smooth, balanced blow – High power-to-weight ratio – Suitable for hard or soft-draw applications. This Ingersoll Rand technology has become the industry standard. An automatic pressure feed grease system supplies grease to the impact mechanism.

Jumbo Hammer, performs similarly to the Twin Hammer but contains only three working parts. An automatic pressure feed grease system supplies grease to the impact mechanism.

Ball & Cam mechanisms are ideal for soft draw applications and are commonly used in larger impacttools.




2900-Series

The 2900 Series is designed with durability in mind, from the vanes turning the motor to the hammer frames and anvil for intensive and heavy-duty industrial maintenance and production applications.

Control: 5-position power regulator helps adjusting the power to the application on 2902P1 and 2906P1. 90° angle drive available on 2920 and 2934 impacttools.

Reliability: Ingersoll Rand Twin Hammer impact mechanism (except 2902P1). Pressure-fed mechanism lubrication.

Comfort: integral muffler reducing operator's fatigue. Ergonomic auxiliary handle provides excellent maneuverability.



2920B1-EU



Technical Specifications at 6.2 bar (90 psi) dynamic pressure at inlet

Model No.	CPN	Profile	in(1)	Recom. Nm	Max. Nm	1 min rpm	1 min bpm	kg	L mm	in (NPT)	mm	Max. l/s	dB(A)	m/s ² /K(2)
Air Impactool/Jumbo Hammer Mechanism														
2902P1	01198498	P	3/8" pin type	27-163	244	10,000	1,500	1.25	140	1/4"	10	7.0	79.7	7.6/1.8
Air Impactool/Twin Hammer Mechanism														
2906P1-EU	01337609	P	1/2" pin type	54-475	678	5,000	1,200	2.72	175	1/4"	10	10.8	83.7	7.2/0.8
2934P2-EU	01337989	P	1" hole type	678-1,490	2,034	5,300	825	9.07	219	1/2"	19	22.1	92.4	18.3/5.3
2920B1-EU	01338045	B	3/4" hole type	339-1,085	1,492	5,000	950	5.98	318	3/8"	13	17.0	87.9	19.9/6.6
2934B2-EU	01337591	B	1" hole type	678-1,490	2,034	6,600	750	8.39	286	1/2"	19	22.1	97.9	18.8/3.7
2920B9-EU	01338896	B9	3/4" hole type	203-678	746	5,000	950	10.75	445	3/8"	13	17.0	91.8	19.9/6.6
2934B9-EU	01338227	B9	1" hole type	339-678	1,017	5,300	780	16.2	473	1/2"	19	22.1	96.2	30.8/10.2

(1) Hole-type square drives for use with socket retaining rings (see description page 28).

(2) ISO28927 - 3-axis measurement: vibration level/measurement uncertainty.

2900-Series Accessories

Model No.	CPN	Description	Compatibility
212-BOOT	45505344	Protective tool boot in vinyl material	2902P1

2925-Series

The 2925 Series comes with an unbeatable feature list which meets the most demanding requirements for enhanced performance and unbeatable durability in super heavy industrial applications.


Performance: Ingersoll Rand Twin Hammer impact mechanism.

Durability: Titanium hammer case is lightweight with unparalleled durability. Corrode-X™-corrosion resistant treatment on internal parts guards against contaminants in the air system.

Adaptability: the motor can be easily converted to provide maximum torque in forward direction for fastening applications.



2925RB2Ti



Technical Specifications at 6.2 bar (90 psi) dynamic pressure at inlet

Model No.	CPN	Profile	in(1)	Recom. Nm	Max. Nm	1 min rpm	1 min bpm	kg	L mm	in (NPT)	mm	Max. l/s	dB(A)	m/s ² /K(2)
Air Impactool/Twin Hammer Mechanism														
2925RBP1Ti	80147036	P	3/4" hole type	1,763	2,169	5,200	1,050	5.44	226	3/8"	13	28.3	95.9	10.5
2925RBP3Ti	80147044	P	1" hole type	407-1,288	2,169	5,200	1,050	5.54	230	3/8"	13	28.0	98.0	10.5/1.0
2925RB2Ti	80147051	B	1" hole type	407-1,356	2,304	6,500	900	6.89	334	3/8"	13	28.0	100.2	9.8/1.3

(1) Hole-type square drives for use with socket retaining rings (see description page 28).

(2) ISO28927 - 3-axis measurement: vibration level/measurement uncertainty.



See our impact sockets and impact socket sets on pages 27-29

OFTEN IMITATED. NEVER DUPLICATED.

2922 Series 3/4" and 1" Pneumatic Impact Wrenches

The Ingersoll Rand® 2922 Series 3/4" and 1" Pneumatic Impact Wrenches are making their impact on the industry by combining top-of-the-line performance and power at an attainable price point. The 2,000 ft-lbs of nut busting torque and 1,450 ft-lbs of max breakaway torque allow you to quickly take on your toughest jobs with ease, while the pressure feed lubrication ensures better distribution throughout the mechanism to improve the life of your tool. Even the harshest environments are no match for the durable construction of this all-metal masterpiece.



Mining



Foundry & Steel Fabrication



Power Generation

High Torque Performance:
Breakaway: Up to 1,450 ft-lbs
Nut-Busting: Up to 2,000 ft-lbs

Pressure fed lubrication through out twin hammer mechanism

3/4" & 1" Square Ring Thru-hole Anvil

Durable all metal hammer case & aluminum body

Best-in-class power to weight ratio



Backed by a 1-year warranty. Plus Ingersoll Rand® offers a robust network of parts and services for ongoing maintenance

Assembled in the USA with the same quality and durability you've come to expect from Ingersoll Rand®

2922 SERIES 3/4" & 1" PNEUMATIC IMPACT WRENCHES

Model	Size	Drive Type	Style	Max Breakaway Torque ft-lbs (nm)	Nut Busting Torque ft-lbs (nm)	MAX Free Speed (rpm)	Weight lbs (kg)	Length in (mm)
2922P1	3/4"	Ring, Thru-hole	Pistol	1,450 (1,970)	2,000 (2,700)	5,200	12 (5.4)	8.9 (226)
2922P3	1"	Ring, Thru-hole	Pistol	1,450 (1,970)	2,000 (2,700)	5,200	12 (5.4)	8.9 (226)

Follow us. #IRTOOLS



3900-Series

The revolutionary design of the 3900 Series gives more power and greater durability than any competitive model. From the inside out, the comprehensive list of features and benefits makes it the only choice for professionals in the oil and gas, power generation and other demanding industries.

Performance: 6,780 Nm (5,000 ft-lb) of maximum torque in reverse. Twin Hammer impact mechanism. High-performance motor package includes 7-vane rotor and bronze end-plates – can be easily converted to provide maximum torque in forward direction for fastening applications.

Durability: lightweight titanium hammer case with unparalleled durability. Corrosion- and wear-resistant bronze end-plates.




5000-Series

The 5000 Series is designed with durability in mind, from the vanes turning the motor to the hammer frames and anvils. Proprietary hardening and treatment processes and excellence in manufacturing all add up to the longest lasting, hardest hitting impact tools in the business.

Performance: for fast removal and tightening of large fasteners. 588A1-EU model is the most powerful Impacttool in the world.

Convenience: portable, easy to handle or suspend with vertical and horizontal hangers.

Durability: built-in lubricator and high resistance hammer case.



Technical Specifications at 6.2 bar (90 psi) dynamic pressure at inlet

Model No.	CPN	Profile	in(1)	Recom. Nm	Max. Nm	1 min rpm	1 min bpm	kg	L mm	in (NPT)	mm	Max. l/s	dB(A)	m/s ² /K(2)
Air Impacttool/Twin Hammer Mechanism														
3940P2Ti	80162597	P	1" hole type	678–2,237	3,729	5,300	800	9.3	256	1/2"	19	35	97.8	14.2/2.0
3940A2Ti	80150402	A	1" hole type	678–2,237	3,729	6,000	800	9.6	341	1/2"	19	35	106.6	13.1/1.6
3942A2Ti	80152960	A	1" hole type	1,356–2,644	4,407	5,000	850	10.5	361	1/2"	19	44	103.4	16.9/4.6
3940B2Ti	10568301	B	1" hole type	678–2,237	3,729	6,000	800	9.6	341	1/2"	19	35	100.6	13.1/1.6
3942B2Ti	80152978	B	1" hole type	1,356–2,644	4,407	5,000	850	10.5	361	1/2"	19	44	102.0	16.9/4.6

(1) Hole-type square drives for use with socket retaining rings (see description page 28).
(2) ISO28927 – 3-axis measurement: vibration level/measurement uncertainty.

Technical Specifications at 6.2 bar (90 psi) dynamic pressure at inlet

Model No.	CPN	in(1)	Recom. Nm	Max. Nm	1 min rpm	1 min bpm	kg	L mm	in (NPT)	mm	Max. l/s	dB(A)
Air Impacttool/Ball & Cam Impact Mechanism												
5980A1-EU	01337799	1–1/2" hole type	3,119–7,460	13,560	830	1,000	39.9	584	3/4"	25	65	106.1
5982A1-EU	01338516	2–1/2" hole type	5,424–13,560	27,120	830	850	54.5	645	3/4"	25	61	105.1
588A1-EU	01337880	2–1/2" hole type	16,270–33,900	67,800	355	550	97.5	646	1"	25	73	113.0

(1) Hole-type square drives for use with socket retaining rings (see description page 28).



PNEUMATIC TITANIUM IMPACT WRENCHES

3956 Series: 3956B1Ti, 3956B2Ti, 3956A2Ti, 3956B2TiEX

GOLD STANDARD PERFORMANCE

3956 Series: 3956B1Ti, 3956B2Ti, 3956A2Ti, 3956B2TiEX

The best just got better. We've taken our popular premium impacts and improved on them in truly impactful ways with our newly designed 3956 Series Titanium Pneumatic Impacts. A 360° D-aux handle ensures enhanced ergonomic performance, with greater access and less operator fatigue. An increased power rating provides the confidence you need to power through the toughest of jobs. Our brand name prominently and proudly emblazoned on the side lets you know it's from the first name in impact tools: Ingersoll Rand®. Because when it comes to performance, durability and reliability, there is simply no substitute for the best.

RELIABILITY:

Assembled in the USA and backed by our broad network of parts and service to ensure unsurpassed serviceability



DURABILITY:

Optimized titanium hammer case, along with bronze endplates and corrosion-resistant parts

ERGONOMIC:

Ergonomically enhanced 360° D-aux handle

PERFORMANCE:

Best-in-class power-to-weight performance, delivering 5,450 ft-lbs (7,300 Nm) of breakaway torque

3956 SERIES 1.5" Titanium Pneumatic Impact Wrenches

Model	Size	Actuation	Drive Type	Style	MAX Reverse Torque ft-lbs (Nm)	Forward Torque ft-lbs (Nm)	Free Speed (rpm)	Weight lb (kg)	Length in (mm)
3956B1Ti	1.5"	Inside Trigger	No. 5 Spline Thru-Hole	360° D-Aux Handle	5,450 (7,300)	5,200 (7,020)	3,600	34.3 (15.53)	16.68 (423.65)
3956B2Ti	1.5"	Inside Trigger	Square, Thru-Hole	360° D-Aux Handle	5,450 (7,300)	5,200 (7,020)	3,600	34.3 (15.53)	16.68 (423.65)
3956A2Ti	1.5"	Outside Trigger	Square, Thru-Hole	360° D-Aux Handle	5,450 (7,300)	5,200 (7,020)	3,600	34.3 (15.53)	16.68 (423.65)
3956B2TiEX	1.5"	Inside Trigger	Square, Thru-Hole	360° D-Aux Handle	5,450 (7,300)	5,200 (7,020)	3,600	34.3 (15.53)	16.68 (423.65)

CONVIERTA LA PRODUCTIVIDAD EN LO COTIDIANO LLAVE DE IMPACTO NEUMÁTICA 2955 SERIES

2955B2: Llave de impacto neumática para servicio pesado de 1½"

Le presentamos la gama 2955 Series de Ingersoll Rand®. Esta potente e innovadora llave de impacto con cuadradillo de 1½" proporciona durabilidad con una relación calidad-precio inigualable. La llave 2955 Series proporciona un par de aflojado máximo de 6.100 Nm, superior a cualquiera de la competencia, propulsada por el mecanismo de impacto de doble martillo forjado en caliente ajustado con precisión de Ingersoll Rand.



Equipos pesados



Petróleo y gas



Equipos para minería



Fundiciones

Par de aflojado máximo de 6.100 Nm, propulsados por el mecanismo de impacto de doble martillo forjado en caliente ajustado con precisión de Ingersoll Rand.



Su carcasa delantera y sus tapas del motor de acero, junto con la carcasa del motor y el asa de aluminio, proporcionan una durabilidad inigualable en las aplicaciones más exigentes.

Posición de la empuñadura auxiliar totalmente ajustable 360° que permite configurar la herramienta en función del usuario o de la aplicación.



Ensambladas con orgullo en nuestras instalaciones de Southern Pines, Carolina del Norte (EE. UU.), con componentes nacionales e internacionales.



La 2955 Series incluye una garantía de fabricación de 1 año.

LLAVE DE IMPACTO NEUMÁTICA PARA SERVICIO PESADO DE 1½"

Modelo	Tamaño de cuadradillo (tipo)	Par de apriete (Nm)	Par de aflojado (Nm)	Velocidad en vacío (r.p.m.)	Impactos/ minuto	Peso kg	Longitud mm	Nivel sonoro dB(A)	Vibraciones** m/s²/K
2955B2	1½" (cuadradillo, anillo/orificio pasante)	6.100	6.100	3.300	700	16	419	103,3	18/4

*ISO 15744
**ISO 28927

Metric Impact Sockets

A/F	1/4"			3/8"		1/2"		3/4"		1"		1-1/2"		2-1/2"
	Standard socket	Standard socket	Deep socket	Standard socket	Deep socket	Standard socket	Deep socket	Standard socket	Deep socket	Standard socket	Deep socket	Standard socket	Deep socket	Standard socket
4 mm	S62M4	—	—	—	—	—	—	—	—	—	—	—	—	—
5 mm	S62M5	—	—	—	—	—	—	—	—	—	—	—	—	—
6 mm	S62M6	—	—	—	—	—	—	—	—	—	—	—	—	—
7 mm	S62M7	S63M7	S63M7L	—	—	—	—	—	—	—	—	—	—	—
8 mm	S62M8	S63M8	S63M8L	S64M8	S64M8L	—	—	—	—	—	—	—	—	—
9 mm	S62M9	S63M9	S63M9L	S64M9	S64M9L	—	—	—	—	—	—	—	—	—
10 mm	S62M10	S63M10	S63M10L	S64M10	S64M10L	—	—	—	—	—	—	—	—	—
11 mm	S62M11	S63M11	S63M11L	S64M11	S64M11L	—	—	—	—	—	—	—	—	—
12 mm	S62M12	S63M12	S63M12L	S64M12	S64M12L	—	—	—	—	—	—	—	—	—
13 mm	S62M13	S63M13	S63M13L	S64M13	S64M13L	—	—	—	—	—	—	—	—	—
14 mm	S62M14	S63M14	S63M14L	S64M14	S64M14L	—	—	—	—	—	—	—	—	—
15 mm	—	S63M15	S63M15L	S64M15	S64M15L	—	—	—	—	—	—	—	—	—
16 mm	—	S63M16	S63M16L	S64M16	S64M16L	—	—	—	—	—	—	—	—	—
17 mm	—	S63M17	S63M17L	S64M17	S64M17L	S66M17	S66M17L	—	—	—	—	—	—	—
18 mm	—	S63M18	S63M18L	S64M18	S64M18L	S66M18	—	—	—	—	—	—	—	—
19 mm	—	S63M19	S63M19L	S64M19	S64M19L	S66M19	S66M19L	S68M19	S68M19L	—	—	—	—	—
20 mm	—	S63M20	S63M20L	S64M20	S64M20L	S66M20	S66M20L	—	—	—	—	—	—	—
21 mm	—	S63M21	S63M21L	S64M21	S64M21L	S66M21	S66M21L	S68M21	S68M21L	—	—	—	—	—
22 mm	—	S63M22	S63M22L	S64M22	S64M22L	S66M22	S66M22L	S68M22	S68M22L	—	—	—	—	—
23 mm	—	—	—	S64M23	S64M23L	S66M23	S66M23L	S68M23	S68M23L	—	—	—	—	—
24 mm	—	—	—	S64M24	S64M24L	S66M24	S66M24L	S68M24	S68M24L	—	—	—	—	—
25 mm	—	—	—	S64M25	S64M25L	S66M25	S66M25L	S68M25	S68M25L	—	—	—	—	—
26 mm	—	—	—	S64M26	S64M26L	S66M26	S66M26L	S68M26	S68M26L	—	—	—	—	—
27 mm	—	—	—	S64M27	S64M27L	S66M27	S66M27L	S68M27	S68M27L	—	—	—	—	—
28 mm	—	—	—	S64M28	S64M28L	S66M28	S66M28L	S68M28	S68M28L	—	—	—	—	—
29 mm	—	—	—	S64M29	S64M29L	S66M29	S66M29L	S68M29	S68M29L	—	—	—	—	—
30 mm	—	—	—	S64M30	S64M30L	S66M30	S66M30L	S68M30	S68M30L	S612M30	—	—	—	—
31 mm	—	—	—	—	—	S66M31	S66M31L	—	—	—	—	—	—	—
32 mm	—	—	—	S64M32	S64M32L	S66M32	S66M32L	S68M32	S68M32L	S612M32	—	—	—	—
33 mm	—	—	—	S64M33	S64M33L	S66M33	S66M33L	S68M33	S68M33L	—	—	—	—	—
34 mm	—	—	—	S64M34	S64M34L	S66M34	S66M34L	S68M34	S68M34L	—	—	—	—	—
35 mm	—	—	—	—	—	S66M35	S66M35L	S68M35	S68M35L	S612M35	—	—	—	—
36 mm	—	—	—	S64M36	S64M36L	S66M36	S66M36L	S68M36	S68M36L	S612M36	—	—	—	—
37 mm	—	—	—	—	—	S66M37	—	—	—	—	—	—	—	—
38 mm	—	—	—	—	—	S66M38	S66M38L	S68M38	S68M38L	S612M38	—	—	—	—
40 mm	—	—	—	—	—	S66M40	S66M40L	S68M40	S68M40L	—	—	—	—	—
41 mm	—	—	—	—	—	S66M41	S66M41L	S68M41	S68M41L	S612M41	S612M41L	—	—	—
42 mm	—	—	—	—	—	S66M42	S66M42L	S68M42	S68M42L	—	—	—	—	—
43 mm	—	—	—	—	—	S66M43	S66M43L	—	—	—	—	—	—	—
45 mm	—	—	—	—	—	—	—	S68M45	S68M45L	—	—	—	—	—
46 mm	—	—	—	—	—	S66M46	S66M46L	S68M46	S68M46L	S612M46	S612M46L	—	—	—
48 mm	—	—	—	—	—	—	—	S68M48	S68M48L	—	—	—	—	—
50 mm	—	—	—	—	—	S66M50	S66M50L	S68M50	S68M50L	S612M50	S612M50L	—	—	—
52 mm	—	—	—	—	—	—	—	S68M52	S68M52L	—	—	—	—	—
54 mm	—	—	—	—	—	—	—	S68M54	S68M54L	S612M54	S612M54L	—	—	—

Metric Impact Sockets

A/F	1/4"			3/8"		1/2"		3/4"		1"		1-1/2"		2-1/2"
	Standard socket	Standard socket	Deep socket	Standard socket	Deep socket	Standard socket	Deep socket	Standard socket	Deep socket	Standard socket	Deep socket	Standard socket	Deep socket	Standard socket
55 mm	—	—	—	—	—	—	—	S68M55	S68M55L	S612M55	S612M55L	—	—	—
56 mm	—	—	—	—	—	—	—	S68M56	S68M56L	—	—	—	—	—
58 mm	—	—	—	—	—	—	—	S68M58	S68M58L	S612M58	—	—	—	—
60 mm	—	—	—	—	—	—	—	S68M60	S68M60L	S612M60	S612M60L	—	—	—
65 mm	—	—	—	—	—	—	—	S68M65	S68M65L	S612M65	S612M65L	—	—	—
70 mm	—	—	—	—	—	—	—	S68M70	S68M70L	S612M70	S612M70L	—	—	—
75 mm	—	—	—	—	—	—	—	S68M75	S68M75L	S612M75	S612M75L	S620M75	—	—
80 mm	—	—	—	—	—	—	—	S68M80	S68M80L	S612M80	S612M80L	S620M80	—	—
85mm	—	—	—	—	—	—	—	S68M85	S68M85L	S612M85	S612M85L	S620M85	—	—
90 mm	—	—	—	—	—	—	—	S68M90	S68M90L	S612M90	S612M90L	S620M90	—	—
95 mm	—	—	—	—	—	—	—	S68M95	S68M95L	S612M95	S612M95L	S620M95	—	—
100 mm	—	—	—	—	—	—	—	—	—	S612M100	S612M100L	S620M100	—	—
105 mm	—	—	—	—	—	—	—	—	—	S612M105	S612M105L	S620M105	—	—
110 mm	—	—	—	—	—	—	—	—	—	S612M110	S612M110L	S620M110	—	—
115 mm	—	—	—	—	—	—	—	—	—	S612M115	S612M115L	S620M115	—	—
120 mm	—	—	—	—	—	—	—	—	—	S612M120	S612M120L	S620M120	—	—
125 mm	—	—	—	—	—	—	—	—	—	S612M125	—	S620M125	—	—
130 mm	—	—	—	—	—	—	—	—	—	—	—	S620M130	—	—
135 mm	—	—	—	—	—	—	—	—	—	—	—	S620M135	—	—
140 mm	—	—	—	—	—	—	—	—	—	—	—	S620M140	—	—
145 mm	—	—	—	—	—	—	—	—	—	—	—	S620M145	—	—
150 mm	—	—	—	—	—	—	—	—	—	—	—	S620M150	—	—
155 mm	—	—	—	—	—	—	—	—	—	—	—	S620M155	—	—
160 mm	—	—	—	—	—	—	—	—	—	—	—	S620M160	—	—
165 mm	—	—	—	—	—	—	—	—	—	—	—	S620M165	—	—
170 mm	—	—	—	—	—	—	—	—	—	—	—	S620M170	—	—
175 mm	—	—	—	—	—	—	—	—	—	—	—	S620M175	—	—
180 mm	—	—	—	—	—	—	—	—	—	—	—	S620M180	—	—



Large Drills

These heavy duty drills are ideal for opening and closing large valves, or drilling large diameter holes between 14 mm – 76 mm.

22 Series:


- Ball bearing support for long life and efficient operation.
- Durable spur gearing.
- Governed motor regulates air to the motor to keep drill working at the peak of its power curve.
- Selection of speeds to match all applications.

33, 44 and 551 Series:

- Graduated roll throttle for excellent speed control.
- Ball bearing support for long life and efficient operation.
- Strong, lightweight heat-treated aluminum housing for strength without weight.



33SKA-EU



Technical Specifications at 6.2 bar (90 psi) dynamic pressure at inlet

Model No.	CPN	kWatt kWatt	1 min rpm	mm	mm	mm	kg	H mm	mm	in (BSP)	l/s	m/s ² /K(1)
Large Drills												
22KA1-EU	01341809	1.30	725	A 0-1/2"	14	11	7.0	448	3/8"	13	26	< 2.5
22KWA1-EU	01340108	1.30	725	C 1/2" (2)	14	-	6.5	438	3/8"	13	26	< 2.5
22MA2-EU	01338292	1.30	350	B No. 2	22	16	6.5	473	3/8"	13	26	< 2.5
33SKA-EU	01338623	2.20	300	B No. 3	32	25	11.7	355	1/2"	19	40	< 2.5
33SMA-EU	01339449	2.20	185	B No. 3	32	32	14.1	427	1/2"	19	40	< 2.5
44SMA-EU	01338953	2.68	155	B No. 4	51	51	19.8	463	1/2"	19	48	< 2.5
551SMA-EU	01340959	4.66	120	B No. 5	76	64	31.3	556	1"	25	75	< 2.5

(1) ISO28927 – 3-axis measurement: vibration level/measurement uncertainty.
(2) 1/2" stub taper, threaded.

Metric Impact Socket Sets

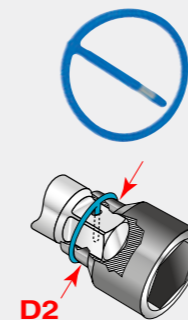
- Impact-grade toughness – designed for high-torque applications.
- Forged chrome-molybdenum steel for high strength durability.
- Electro-phosphate finish on 1/4 to 1" drive sizes – projects a sleek look and high visibility.
- Laser-etched socket size labelling for easy size identification.

Sockets sold individually. See next page



Model no.	Square drive and CPN	Description	Model no.	Square drive and CPN	Description
Model no. SK2M12	1/4" CPN: 81287336	Contains 6, 7, 8, 9, 10, 11, 12, 13 and 14 mm sockets, 50 and 100 mm extensions bars, 3/8"F to 1/4"M adapter.	Model no. SK4M18	1/2" CPN: 81287385	Contains 9 standard sockets (10, 11, 13, 14, 17, 19, 21, 22 and 24 mm), 4 deep sockets (13, 14, 21 and 24 mm), 3 deep/thin wall sockets (17, 19 and 21 mm), 125 mm extension bar and 1/2" square drive power joint.
Model no. SK3M10	3/8" CPN: 81287344	Contains 9, 10, 11, 12, 13, 14, 15, 16, 17 and 19 mm sockets.	Model no. SK4M7U	1/2" CPN: 80171093	Contains 7 sockets, pre-fitted on power joints to facilitate works with very limited accessibility (13, 14, 15, 17, 19, 21 and 22 mm)
Model no. SK4M5L	1/2" CPN: 81287369	Contains 5 deep sockets (17, 19, 21, 22 and 24 mm).	Model no. SK6M6L	3/4" CPN: 81287401	Contains 6 extended sockets (24, 27, 30, 32, 33 and 36 mm).
Model no. SK4M14	1/2" CPN: 81287351	Contains 14 sockets (10, 11, 12, 13, 14, 15, 16, 17, 18, 19, 21, 22, 23 and 24 mm).	Model no. SK8M4L	1" CPN: 81287419	Contains 4 extended sockets (27, 30, 32 and 33 mm).

Retaining Rings



Part no.	CPN	Qty.	Internal Ø	Material	Part no.	CPN	Qty.	Internal Ø	Material
RR10001	49825524	10	15.0 mm	Plastic	RR10010	80206477	10	37.0 mm	Plastic
RR10002	49825532	10	17.0 mm	Plastic	RR10034S	03809266	1	41.5 mm	Plastic + Steel insert
RR10003	49825540	10	19.0 mm	Plastic	RR10008S	03809274	1	44.5 mm	Plastic + Steel insert
RR10004	49825557	10	20.0 mm	Plastic	RR10010S	03809282	1	49.0 mm	Plastic + Steel insert
RR10005	49825565	10	22.0 mm	Plastic	RR10015S	03809290	1	54-57 mm	Plastic + Steel insert
RR10006	49825573	10	24.0 mm	Plastic	RR10017S	03816063	1	63.5 mm	Plastic + Steel insert
RR10007	49825581	10	24.0 mm	Plastic	RR10019S	03809308IRI	1	67.0 mm	Plastic + Steel insert
RR10008	49825599	10	29.0 mm	Plastic	RR10020S	03809316	1	76.0 mm	Plastic + Steel insert
RR10005S	03816055	1	32.0 mm	Plastic + Steel insert	RR10025S	03809324	1	86.0 mm	Plastic + Steel insert
RR10009	49825607	10	33.0 mm	Plastic	RR10030S	03809332	1	98.5 mm	Plastic + Steel insert
RR10032S	03809258	1	36.5 mm	Plastic + Steel insert	RR10035S	03809340	1	111.0 mm	Plastic + Steel insert

Because of the elasticity of the material, the diameter at the female square drive of the socket (D2) can be slightly larger than the ring.
Note: The retainer rings must have a tight fit on the socket.



Pneumatic Percussive Tools

- 48 | Air Impact Riveters
- 49 | Air Hammers and Reciprocating Saws
- 50 | Air Scalers and Needle Scalers
- 51 | Air Chippers

Ingersoll Rand offers a host of percussive tools to accomplish a variety of surface preparation tasks, whether heavy-duty or intricate in nature. We provide a wide line of riveters, cutting tools, scalers, needle scalers, chippers and accessories.

172/182-Series Scalars

These scalars provide you with the means to aggressively prepare a surface for the next steps in an industrial surface preparation application. Whether its paint removal from the deck of a ship to rust removal from bridge girders, these tools get the job done quickly and efficiently.

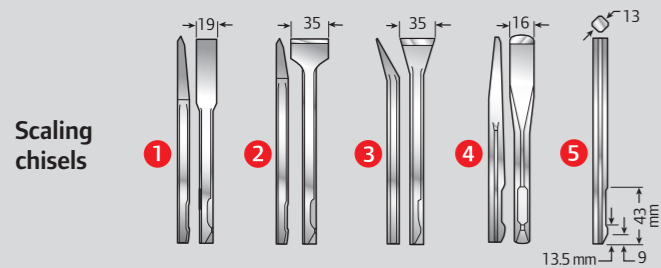
- Proven designs and materials to ensure the toughest tools.
- Long nozzle sections extend retainer life and strengthened head blocks stand up to the hardest use.



Technical Specifications at 6.2 bar (90 psi) dynamic pressure at inlet

Model No.	CPN	bpm	mm	mm	kg	mm	in (NPT)	mm	Max. l/s	dB(A)	m/s ² /K ⁽²⁾
Chisel and Needle Scalars											
172L-EU	01337823	5,500	14	24	1.69	194	1/4"	8	5.7	107.5	11.6/2.6
172LNA1-EU	01337724	5,500	14	24	2.38	349	1/4"	8	5.7	107.5	12.5/1.8
182L-EU	01337625	4,000	27	24	1.84	229	1/4"	8	6.1	107.2	12.7/2.0
182G-EU	01339605	4,000	27	24	2.41	325	1/4"	8	6.1	107.2	8.5/1.2
182LNA1-EU	01337617	4,000	27	24	2.61	381	1/4"	8	6.1	107.2	10.1/1.7
182K1-EU	01337955	4,000	27	24	1.84/2.61	229/381	1/4"	8	6.1	107.2	12.7/2.0

(1) ISO28927 – 3-axis measurement: vibration level/measurement uncertainty.



	Model No.	CPN	Length (mm)
1	WF-14F-7	03223948	178
1	WF-14F-12	92745629	305
2	WF-14B6 1/8	91136259	156
2	WF-14B-11 1/2	03223914	292
3	WF-14A-6 1/8	91136283	156
4	WF-14G-6	03223955	152
5	WF-14-7 1/8	03223872	181

Replacement needles (sets of 19 needles)

Model No.	CPN	Material	Needle length (mm)
NS11-22-19	03676335	Steel	127
NS11-B22-19	03676350	Beryllium copper	127
NS11-S22-19	03676343	Stainless steel	127
NS11-122-19	03676368	Steel	178

Attachment for conversion of models 172L and 182L

Model No.	CPN	Opening type	Needle length (mm)
NS11A	03468360	Round	127
NS11A7	03468394	Round	178
NS11B7	03468436	Rectangular	178

WA and SA Series Chippers

Renowned for its valve life and handle durability, this classic tool is widely used throughout industry. It is ideal for light demolition work, metal removal, form stripping, and many other applications.

- Swan neck handle with outside trigger.
- Time tested valve durability.
- Replaceable piston.
- Long nozzle for extra life.
- Grooved barrel, lock spring retainer on SA Series. Threaded barrel and rubber buffered retainer for increased steel and retainer life on WA-Series.



SA Series

Plain arrow retainer



WA Series

Rubber buffered retainer



Technical Specifications at 6.2 bar (90 psi) dynamic pressure at inlet

Model No.	CPN	bpm	mm (1)	mm	mm	kg	mm	in (NPT)	mm	Max. l/s	dB(A)	m/s ² /K ⁽²⁾
SA series/Plain Arrow Retainer												
1A2SA-EU	01341015	2,500	17	25	29	6.70	394	3/8"	13	13.2	109.9	18.1/5.4
2A2SA-EU	01339860	2,300	17	51	29	6.88	406	3/8"	13	13.2	109.8	18.0/5.4
3A2SA-EU	01342914	1,725	17	76	29	7.56	454	3/8"	13	13.7	112.2	17.7/5.3
4A2SA-EU	01341882	1,480	17	102	29	7.95	480	3/8"	13	13.7	112.9	18.9/6.2
1A1SA-EU	01340447	2,500	15	25	29	6.70	394	3/8"	13	13.2	109.9	18.1/5.4
2A1SA-EU	01339951	2,300	15	51	29	6.88	406	3/8"	13	13.2	109.8	18.0/5.4
3A1SA-EU	01340884	1,725	15	76	29	7.56	454	3/8"	13	13.7	112.2	17.7/5.3
4A1SA-EU	01340488	1,480	15	102	29	7.95	480	3/8"	13	13.7	112.9	18.9/6.2
WA Series/Rubber Buffered Retainer												
W1A2-EU	01341643	2,500	17	25	29	6.70	403	3/8"	13	13.2	109.9	17.5/5.8
W2A2-EU	01340207	2,300	17	51	29	6.88	416	3/8"	13	13.2	109.8	17.3/5.7
W3A2-EU	01340827	1,725	17	76	29	7.56	464	3/8"	13	13.7	112.2	13.7/4.5
W4A2-EU	01341106	1,480	17	102	29	7.95	489	3/8"	13	13.7	112.9	18.5/5.9
W1A1-EU	01339399	2,500	15	25	29	6.70	403	3/8"	13	13.2	109.9	17.5/5.8
W2A1-EU	01338649	2,300	15	51	29	6.88	416	3/8"	13	13.2	109.8	17.3/5.7
W3A1-EU	01340389	1,725	15	76	29	7.56	464	3/8"	13	13.7	112.2	13.7/4.5
W4A1-EU	01340215	1,480	15	102	29	7.95	489	3/8"	13	13.7	112.9	18.5/5.9

(1) ○ = Round shank — ◻ = Hexagonal shank.

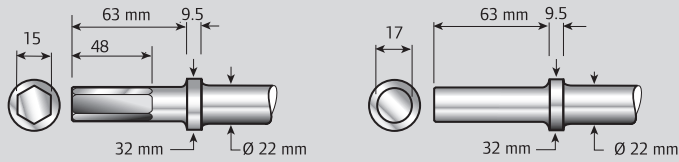
(2) ISO28927 – 3-axis measurement: vibration level/measurement uncertainty.

Pneumatic Percussive Tools | Air Chippers

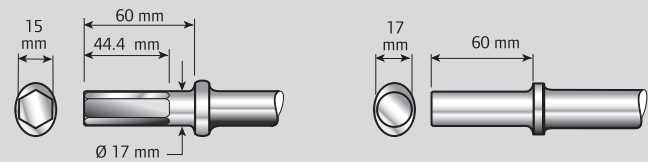
Chisels for W and SA Series chippers



Round collar for rubber buffered retainer
(for W Series)



Oval collar for plain arrow retainer
(for SA Series)



	Model No.	CPN	Length (mm)	Weight (kg)
Round Shank				
A	H3R-215F-12	03225661	305	0.8
A	H3R-215F-18	03225687	455	1.1
A	H3R-215F-24	03225703	610	1.3
A	H3R-215F-36	03225729	915	2.4
B	H3R-215B-12	03225745	305	0.8
C	H3R-215M-12	03225596	305	0.8
C	H3R-215M-18	92731769	455	1.1
C	H3R-215M-24	56748650	610	1.3
Hexagonal Shank				
A	H3R-214F-12	03225133	305	0.8
A	H3R-214F-18	03225158	455	1.1
A	H3R-214F-24	03225174	610	1.3
A	H3R-214F-36	03225190	915	2.4
B	H3R-214B-12	03225364	305	0.8
C	H3R-214M-12	03225059	305	0.8
C	H3R-214M-18	03225083	455	1.1
C	H3R-214M-24	03225109	610	1.3
C	H3R-214M-36	03225125	915	2.4

	Model No.	CPN	Length (mm)	Weight (kg)
Round Shank				
A	HH1-215F-12	03487923	305	0.8
A	HH1-215F-18	03487931	455	1.1
A	HH1-215F-24	03487949	610	1.3
A	HH1-215F-36	03487956	915	2.4
B	HH1-215B-12	91137075	305	0.8
C	HH1-215M-12	91137034	305	0.8
C	HH1-215M-18	03487972	455	1.1
C	HH1-215M-24	03487980	610	1.3
Hexagonal Shank				
A	HH1-214F-12	03221983	305	0.8
A	HH1-214F-18	03487477	455	1.1
A	HH1-214F-24	03487485	610	1.3
A	HH1-214F-36	03487493	915	2.4
B	HH1-214B-12	91137281	305	0.8
C	HH1-214M-12	03222064	305	0.8
C	HH1-214M-18	03487501	455	1.1
C	HH1-214M-24	03487519	610	1.3
C	HH1-214M-36	03487527	915	2.4

Surface Preparation Tools.



Pneumatic Grinding & Finishing

- 32 | Selection Chart
- 33 | Air Grinders and Sanders
- 42 | Special Air Grinders/Sanders
- 44 | Air Random Orbital Sanders
- 45 | Accessories

Advancements in manufacturing and production continue to transform the nature of industrial finishing. In many segments, increases in precision and reductions in waste are changing overall demands. New materials require different tool speeds and attachments; parts and components must match surrounding surfaces with greater accuracy. For more than 100 years, Ingersoll Rand has helped transform the way the industry works. Our designs reflect emerging trends in finishing tool use, changing technology, and new materials. Whatever the application, Ingersoll Rand finishing tools bring out the best in your operators' skills, and contribute to the ultimate quality of your products and processes.

G and M Series Grinders



Technical Specifications at 6.2 bar (90 psi) dynamic pressure at inlet

Model No.	CPN	kWatt	1 min rpm	mm	mm	kg	mm	in (NPT)	mm	Max. l/s	dB(A) (1)	m/s ² /K ⁽²⁾
Angle Grinders												
G1A200PP63	80155419	0.30	20,000	75	3/8"-24	0.59	152	1/4"	8	11.8	79.9	16.8/6.2
M2A090RP95	48421622	0.75	9,000	125	M14	1.62	236	3/8"	10	19.8	87.7	4.6/1.6
M2A120RP945	48391981		12,000	115	M14	1.71	236	3/8"	10	19.8	87.0	5.1/1.5
M2A120RP95	48421606	1.0	12,000	125	M14	1.77	236	3/8"	10	19.8	87.0	5.0/1.6
G3L086PP95 (3)	80232408		8,600	125	M14	2.32	330	3/8"	13	26.0	84.0	5.0/1.9
G3A100PP96AV	80217052	1.0	10,000	150	M14	2.32	245	3/8"	13	26.0	86.1	4.8/1.9
G3A120PP945AV	80217037		12,000	115	M14	2.18	245	3/8"	13	15.6	88.7	4.8/1.5
G3A120PP95AV	80217045		12,000	125	M14	2.09	245	3/8"	13	26.0	88.7	5.0/1.9
Straight Grinders												
G1H250PH63	80155443	0.30	25,000	75	3/8"-24	0.57	156	1/4"	8	9.4	81.1	10.7/3.3
M2X180RH63	48421580	0.75	18,000	75	3/8"-24	1.48	339	3/8"	10	19.8	85.3	< 2.5
G3X150PH64	80155799	1.0	15,000	100	3/8"-24	2.04	359	3/8"	13	15.6	84.5	2.5/0.8
G3X180PH63	80155781		18,000	75	3/8"-24	2.04	359	3/8"	13	26.0	88.8	2.8/0.9

(1) Sound pressure without pipe away exhaust (up to 6 dB(A) less with piped away exhaust).
(2) ISO28927 - 3-axis measurement: vibration level/measurement uncertainty.
(3) Extended angle grinder.

G and M Series Sanders



Sanding Pads for G and M Series

Model No	CPN	Description	Size
02A-MEDPD	80199177	For G1 Series	Ø 50 mm (2")
03A-MEDPD	80198963		Ø 75 mm (3")
77A-AM825-5	03675477	For M2 and G3 Series (medium)	Ø 125 mm (5")
77A-AM825-7	03675469		Ø 180 mm (7")
77A-AM825-9	03675451	For M2 and G3 Series (firm)	Ø 230 mm (9")

Technical Specifications at 6.2 bar (90 psi) dynamic pressure at inlet

Model No.	CPN	kWatt	1 min rpm	mm	kg	mm	in (NPT)	mm	Max. l/s	dB(A) (1)	m/s ² /K ⁽²⁾			
Sanders														
G1A120PS4	80155468	0.30	12,000	Option (see the table above)	1/4"-20	0.50	152	1/4"	8	9.0	80.6	3.0/1.0		
G1A200PS4	80155534		20,000										11.8	82.4
M2L025RS9	48421788	0.75	2,500	M14	1.90	318	3/8"	10	19.8	87.0	4.0/1.4			
M2L040RS9	48421796		4,000									19.8	88.8	2.8/1.8
M2L055RS9	48421812		5,500									19.8	88.8	3.7/1.1
G3L086PS10	80223803	1.0	8,600	M14	1.90	318	3/8"	10	19.8	88.8	3.7/1.1			
					5/8"-11	1.93	330	3/8"	13	15.6	82.0	< 2.5		

(1) Sound pressure without pipe away exhaust (up to 6 dB(A) less with piped away exhaust).
(2) ISO28927 - 3-axis measurement: vibration level/measurement uncertainty.

G Series Belt Sanders

Technical Specifications at 6.2 bar (90 psi) dynamic pressure at inlet

Model No.	CPN	kWatt	1 min rpm	mm	kg	mm	in (NPT)	mm	Max. l/s	dB(A) (1)	m/s ² /K ⁽²⁾
Belt Sanders											
G1A120PS418	80155484	0.30	12,000	457 x 6.35	0.54	356	1/4"	8	9.0	82.4	< 2.5
G1A120PS812	80155500		12,000	305 x 12.7	0.54	273	1/4"	8	9.0	82.4	< 2.5
G1A200PS812	80155559		20,000	305 x 12.7	0.54	273	1/4"	8	11.8	83.6	2.6/0.7

(1) Sound pressure without pipe away exhaust (up to 6 dB(A) less with piped away exhaust).
(2) ISO28927 - 3-axis measurement: vibration level/measurement uncertainty.

Sanding Belts 3/8"-24 female thread

Model No.	CPN	Dimensions	Grit
LG1-SB812-60-10	04025649	12.7 x 305 mm (1/2" x 12")	60
LG1-SB812-80-10	04025656		80
LG1-SB812-100-10	04025664		100
LG1-SB418-60-10	04279832	6.35 x 457 mm (1/4" x 18")	60
LG1-SB418-80-10	04279840		80
LG1-SB418-100-10	04279857		100



See also our PBA416 high precision belt sander page 42

G Series Die Grinders

From the compact 0.3 kW (0.4 hp) G1 Series to the powerful 1.0 kW (1.35 hp) G3 Series, these grinders are made for any grinding, cutting, and material removal needs.

G1 Series:

For light material removal, cleaning rough castings and welds, deburring parts.

- 0.3 kW (0.4 hp) motor.
- Easily interchangeable front/rear exhaust.
- Piped-away exhaust as standard.

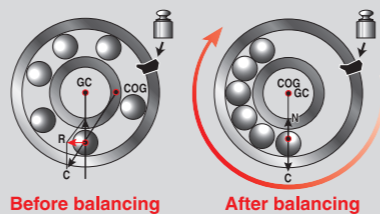
G3 Series:

For heavy material removal with burrs, grinding wheels, and coated abrasives. Internal contamination-free air controller helps maintain tool speed regardless of the load.

- High torque 1 kW (1.35 hp) air motor.
- Internal motor governor maximizes speed under load, increasing your rate of material removal.
- Auto balancing system and anti-vibration dead handle on G3 "AV" models significantly reduces vibrations and increases life of grinding wheels.
- Piped-away exhaust as standard.



Auto balancing system on G3 Series



Technical Specifications at 6.2 bar (90 psi) dynamic pressure at inlet

Model No.	CPN	kWatt kWatt	1 min rpm	mm	kg	L mm	in (NPT)	mm	Max. l/s	dB(A) (1)	m/s ² /K ⁽²⁾
Straight Die Grinders											
G1H200PG4M	80155245	0.30	20,000	6mm	0.41	156	1/4"	8	9.0	78.5	2.9/1.7
G1H250PG4M	80155286		25,000	6mm	0.41	156	1/4"	8	9.4	79.2	2.5/1.4
G1H350PG4M	80155310		35,000	6mm	0.41	156	1/4"	8	11.8	81.1	< 2.5
G3H150PG4M	80224231	1.00	15,000	6mm	1.05	230	3/8"	13	15.6	83.5	3.7/2.6
G3H180PG4M	80223787		18,000	6mm	1.05	230	3/8"	13	26.0	83.5	< 2.5
Straight Extended Die Grinders											
G1X200PG4M	80155336	0.30	20,000	6 mm	0.59	232	1/4"	8	11.8	77.9	< 2.5
G1X250PG4M	80155351		25,000	6 mm	0.59	232	1/4"	8	11.8	80.0	< 2.5
G1X350PG4M	80155377		35,000	6 mm	0.59	232	1/4"	8	11.8	81.9	< 2.5
G3X150PG4M	80155765	1.00	15,000	6 mm	1.70	359	3/8"	13	15.6	87.9	3.6/0.8
G3X180PG4M	50155732		18,000	6 mm	1.70	359	3/8"	13	26.0	86.4	< 2.5

(1) Sound pressure without pipe away exhaust (up to 6 dB(A) less with piped away exhaust).

(2) ISO28927 – 3-axis measurement: vibration level/measurement uncertainty.

Technical Specifications at 6.2 bar (90 psi) dynamic pressure at inlet

Model No.	CPN	kWatt kWatt	1 min rpm	mm	kg	L mm	in (NPT)	mm	Max. l/s	dB(A) (1)	m/s ² /K ⁽²⁾
Angle Die Grinders											
G1A200PG4M	80155211	0.30	20,000	6 mm	0.50	152	1/4"	8	11.8	80.6	5.6/1.1
G3A120PG4M	80177462	1.00	12,000	6 mm	1.90	241	3/8"	13	26.0	84.7	5.5/0.9
G1A120PG4M	80155187	0.30	12,000	6 mm	0.50	152	1/4"	10	8.96	79.6	3.4/0.9

(1) Sound pressure without pipe away exhaust (up to 6 dB(A) less with piped away exhaust).

(2) ISO28927 – 3-axis measurement: vibration level/measurement uncertainty.

M Series Die Grinders

Super Duty Grinder Suited for heavier-duty grinding, cutting, cleaning, and polishing applications.

Engineered and built with Ingersoll Rand reliability and durability, the M Series has the features operators want most.

M2 Series:

For heavier-duty applications in grinding, cutting, cleaning, and polishing.

- Powerful 0.75 kW (1 hp) lube-free air motor.
- Internal motor governor maintains grinder speed and manages air flow for efficient energy use.

- Spindle lock on angle models, allows faster, easier accessory changes.
- Piped-away exhaust as standard.



Technical Specifications at 6.2 bar (90 psi) dynamic pressure at inlet

Model No.	CPN	kWatt kWatt	1 min rpm	mm	kg	L mm	in (NPT)	mm	Max. l/s	dB(A) (1)	m/s ² /K ⁽²⁾
Straight Die Grinders											
M2H180RG4	48421580	0.75	18,000	6 mm + 1/4"	0.77	213	3/8"	10	19.8	84.7	4.2/1.6
M2H200RG4	48421572		20,000	6 mm + 1/4"	0.77	213	3/8"	10	19.8	84.9	4.4/1.1
M2H250RG4	48393003		25,000	6 mm + 1/4"	0.77	213	3/8"	10	19.8	88.2	< 2.5
Straight Extended Die Grinders											
M2X075RG4	48405294	0.75	7,500	6 mm + 1/4"	1.35	304	3/8"	10	19.8	88.0	< 2.5
M2X180RG4	48418396		18,000	6 mm + 1/4"	1.22	332	3/8"	10	19.8	88.8	2.8/0.9
M2X200RG4	48421655		20,000	6 mm + 1/4"	1.22	332	3/8"	10	19.8	84.9	< 2.5
M2X250RG4	48421663		25,000	6 mm + 1/4"	1.22	332	3/8"	10	19.8	88.2	< 2.5

(1) Sound pressure without pipe away exhaust (up to 6 dB(A) less with piped away exhaust).

(2) ISO28927 – 3-axis measurement: vibration level/measurement uncertainty.

Technical Specifications at 6.2 bar (90 psi) dynamic pressure at inlet

Model No.	CPN	kWatt kWatt	1 min rpm	mm	kg	L mm	in (NPT)	mm	Max. l/s	dB(A) (1)	m/s ² /K ⁽²⁾
Angle Die Grinders											
M2A120RG4	48421648	0.75	12,000	6 mm + 1/4"	1.62	227	3/8"	10	19.8	87.1	< 2.5
M2A180RG4	48421697		18,000	6 mm + 1/4"	1.62	227	3/8"	10	19.8	88.8	3.1/1.0

(1) Sound pressure without pipe away exhaust (up to 6 dB(A) less with piped away exhaust).

(2) ISO28927 – 3-axis measurement: vibration level/measurement uncertainty.

Erickson Collets for G1 Series

Model No.	CPN	Size
DG110-700-G2	03641743	3.2 mm
DG110-700-6MM	04261053	6 mm
DG110-700-G4	03641602	6.35 mm

Erickson Collets for M2 and G3 Series

Model No.	CPN	Size
G160HD-700-6MM	04261061	6 mm
G160HD-700-1/4	03493962	6.35 mm
DG121HD-700-M8	03641321	8 mm
DG120HD-700-G6	03641313	9.52 mm

G and M Series Grinders



Technical Specifications at 6.2 bar (90 psi) dynamic pressure at inlet

Model No.	CPN	kWatt	1 min rpm	mm	mm	kg	mm	in (NPT)	mm	Max. l/s	dB(A) (1)	m/s ² /K(2)
Angle Grinders												
G1A200PP63	80155419	0.30	20,000	75	3/8"-24	0.59	152	1/4"	8	11.8	79.9	16.8/6.2
M2A090RP95	48421622	0.75	9,000	125	M14	1.62	236	3/8"	10	19.8	87.7	4.6/1.6
M2A120RP945	48391981		12,000	115	M14	1.71	236	3/8"	10	19.8	87.0	5.1/1.5
M2A120RP95	48421606	1.0	12,000	125	M14	1.77	236	3/8"	10	19.8	87.0	5.0/1.6
G3L086PP95 (3)	80232408		8,600	125	M14	2.32	330	3/8"	13	26.0	84.0	5.0/1.9
G3A100PP96AV	80217052	1.0	10,000	150	M14	2.32	245	3/8"	13	26.0	86.1	4.8/1.9
G3A120PP945AV	80217037		12,000	115	M14	2.18	245	3/8"	13	15.6	88.7	4.8/1.5
G3A120PP95AV	80217045		12,000	125	M14	2.09	245	3/8"	13	26.0	88.7	5.0/1.9
Straight Grinders												
G1H250PH63	80155443	0.30	25,000	75	3/8"-24	0.57	156	1/4"	8	9.4	81.1	10.7/3.3
M2X180RH63	48421580	0.75	18,000	75	3/8"-24	1.48	339	3/8"	10	19.8	85.3	< 2.5
G3X150PH64	80155799	1.0	15,000	100	3/8"-24	2.04	359	3/8"	13	15.6	84.5	2.5/0.8
G3X180PH63	80155781		18,000	75	3/8"-24	2.04	359	3/8"	13	26.0	88.8	2.8/0.9

(1) Sound pressure without pipe away exhaust (up to 6 dB(A) less with piped away exhaust).
(2) ISO28927 - 3-axis measurement: vibration level/measurement uncertainty.
(3) Extended angle grinder.

G and M Series Sanders



Sanding Pads for G and M Series

Model No	CPN	Description	Size
02A-MEDPD	80199177	For G1 Series	Ø 50 mm (2")
03A-MEDPD	80198963		Ø 75 mm (3")
77A-AM825-5	03675477	For M2 and G3 Series (medium)	Ø 125 mm (5")
77A-AM825-7	03675469		Ø 180 mm (7")
77A-AM825-9	03675451	For M2 and G3 Series (firm)	Ø 230 mm (9")

Technical Specifications at 6.2 bar (90 psi) dynamic pressure at inlet

Model No.	CPN	kWatt	1 min rpm	mm	kg	mm	in (NPT)	mm	Max. l/s	dB(A) (1)	m/s ² /K(2)	
Sanders												
G1A120PS4	80155468	0.30	12,000	Option (see the table above)	1/4"-20	0.50	152	1/4"	8	9.0	80.6	3.0/1.0
G1A200PS4	80155534		20,000					1/4"	8	11.8	82.4	< 2.5
M2L025RS9	48421788	0.75	2,500	Option (see the table above)	M14	1.90	318	3/8"	10	19.8	87.0	4.0/1.4
M2L040RS9	48421796		4,000					3/8"	10	19.8	88.8	2.8/1.8
M2L055RS9	48421812		5,500					3/8"	10	19.8	88.8	3.7/1.1
G3L086PS10	80223803	1.0	8,600		5/8"-11	1.93	330	3/8"	13	15.6	82.0	< 2.5

(1) Sound pressure without pipe away exhaust (up to 6 dB(A) less with piped away exhaust).
(2) ISO28927 - 3-axis measurement: vibration level/measurement uncertainty.

G Series Belt Sanders

Technical Specifications at 6.2 bar (90 psi) dynamic pressure at inlet

Model No.	CPN	kWatt	1 min rpm	mm	kg	mm	in (NPT)	mm	Max. l/s	dB(A) (1)	m/s ² /K(2)
Belt Sanders											
G1A120PS418	80155484	0.30	12,000	457 x 6.35	0.54	356	1/4"	8	9.0	82.4	< 2.5
G1A120PS812	80155500		12,000	305 x 12.7	0.54	273	1/4"	8	9.0	82.4	< 2.5
G1A200PS812	80155559		20,000	305 x 12.7	0.54	273	1/4"	8	11.8	83.6	2.6/0.7

(1) Sound pressure without pipe away exhaust (up to 6 dB(A) less with piped away exhaust).
(2) ISO28927 - 3-axis measurement: vibration level/measurement uncertainty.

Sanding Belts 3/8"-24 female thread

Model No.	CPN	Dimensions	Grit
LG1-SB812-60-10	04025649	12.7 x 305 mm (1/2" x 12")	60
LG1-SB812-80-10	04025656		80
LG1-SB812-100-10	04025664		100
LG1-SB418-60-10	04279832	6.35 x 457 mm (1/4" x 18")	60
LG1-SB418-80-10	04279840		80
LG1-SB418-100-10	04279857		100



See also our PBA416 high precision belt sander page 42

Pro Series Grinders/Sanders

Pro Series grinders incorporate a patented motor controller which is designed to increase productivity while enhancing operator safety. Adjustable side handles, an ergonomic main handle, and self-locking throttle all help to reduce operator fatigue.

Reliability:

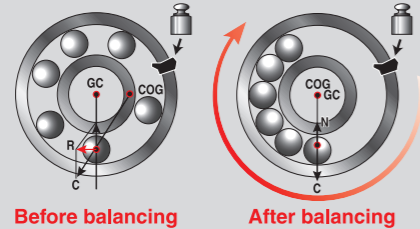
- Solid steel motor and arbor housing provide maximum durability.
- Built-in mist lubricator automatically oils motor when throttle is activated.

Efficiency:

- Heavy-duty, double-row ball bearings assure long life and smooth operation.
- Auto balancing system on angle and vertical models – reduces vibration and increases abrasives lifetime.



Auto balancing system on Pro-Series angle and vertical models



Pro-Series motor controller prevents over-speeding and manages air flow for efficient energy use



Pro-Series Straight Grinders/Collet

Erickson Collet



Technical Specifications at 6.2 bar (90 psi) dynamic pressure at inlet

Model No.	CPN	kWatt kWatt	1 min rpm	mm	kg	L mm	in (NPT)	mm	Max. l/s	dB(A)	m/s ² /K ⁽¹⁾
Straight Grinders - Erickson Collet											
61H150G4-EU	01339316	1.00	15,000	6 mm	1.9	394	3/8"	13	18.9	89.8	< 2.5
61H120G4-EU	01338391	0.93	12,000	6 mm	1.9	394	3/8"	13	17.5	86.6	< 2.5

(1) ISO28927 – 3-axis measurement: vibration level/measurement uncertainty.

Erickson Collets for 61H Series

Model No.	CPN	Size
G160HD-700-6MM	04261061	6 mm
G160HD-700-1/4	03493962	1/4"
DG121HD-700-M8	03641321	8 mm
DG120HD-700-G6	03641313	3/8"

Pro-Series Angle Grinders

Type 27 and 28 wheels



Technical Specifications at 6.2 bar (90 psi) dynamic pressure at inlet


Model No.	CPN	kWatt kWatt	1 min rpm	mm	kg	L mm	in (NPT)	mm	Max. l/s	dB(A)	m/s ² /K ⁽¹⁾
Angle Grinders											
77A60P107M-EU	01338300	1.12	6,000	180	4.1	447	3/8"	13	18.4	85.9	< 2.5
77A75P107M-EU	01338771	1.12	7,500	180	4.2	447	3/8"	13	18.4	85.9	2.6/0.8
77A60P109M-EU	01338201	1.12	6,000	230	4.2	447	3/8"	13	18.4	104.7	2.4/0.8

(1) ISO28927 – 3-axis measurement: vibration level/measurement uncertainty.

Pro-Series Straight Grinders

Type 1 wheel

Type 16, 17, 18, 18R and 19 wheels



Technical Specifications at 6.2 bar (90 psi) dynamic pressure at inlet

Model No.	CPN	kWatt kWatt	1 min rpm	mm	kg	L mm	in (NPT)	mm	Max. l/s	dB(A)	m/s ² /K ⁽¹⁾
Straight Grinders – Type 1 Wheels											
61H120H63-EU	01339290	0.93	12,000	75	2.16	400	3/8"	13	18.9	86.6	< 2.5
61H150H63	01238567	1.00	15,000	75	2.16	400	3/8"	13	17.5	86.4	< 2.5
77H120H84-EU	01339308	1.12	12,000	100	2.95	438	3/8"	13	18.4	85.4	2.8/1.2
88HL60H106-EU	01339407	1.50	6,000	150	5.14	508	1/2"	19	28.8	79.4	< 2.5
99HL60H106-EU	01339373	2.25	6,000	150	6.14	521	1/2"	19	39.7	85.8	< 2.5
Straight Grinders – Type 16, 17, 18, 18R and 19 Wheels											
61H120L6-EU	01340454	0.93	12,000	—	1.93	375	3/8"	13	17.5	86.6	< 2.5
61H150L6-EU	01340561	1.00	15,000	—	1.93	375	3/8"	13	18.9	89.8	< 2.5
77H90L10-EU	01339118	1.12	9,000	—	2.73	418	3/8"	13	17.5	80.9	< 2.5
77H120L10-EU	01340280	1.12	12,000	—	2.73	418	3/8"	13	18.4	85.4	4.2/3.5

(1) ISO28927 – 3-axis measurement: vibration level/measurement uncertainty.

Pro-Series Vertical Grinders



Technical Specifications at 6.2 bar (90 psi) dynamic pressure at inlet

Model No.	CPN	kWatt	1 min rpm	mm	kg	L mm	in (NPT)	mm	Max. l/s	dB(A)	m/s ² /K ⁽¹⁾
Vertical Grinders – Type 27 and 28 Wheels											
88V60P107M-EU	01337948	1.56	6,000	180	5/8"-11	4.0	154	1/2"	19	28.8	3.1/0.9
88V85P107M-EU	01337658	1.64	8,500	180	5/8"-11	4.0	154	1/2"	19	31.2	4.1/1.3
99V60P107M-EU	01338425	2.25	6,000	180	5/8"-11	5.1	174	1/2"	19	39.7	2.8/0.9
88V60P109M-EU	01337716	1.56	6,000	230	5/8"-11	4.2	154	1/2"	19	28.8	3.6/1.1
99V60P109M-EU	01337575	2.25	6,000	230	5/8"-11	5.1	174	1/2"	19	39.7	3.4/1.1
Vertical Grinders – Type 6 and 11 Cup Wheels											
88V60S106M-EU	01340058	1.56	6,000	150	5/8"-11	3.8	154	1/2"	19	28.8	<2.5
99V60S106M-EU	01339068	2.25	6,000	150	5/8"-11	4.8	174	1/2"	19	39.7	<2.5

(1) ISO28927 – 3-axis measurement: vibration level/measurement uncertainty.



Accessories

Model No.	CPN	Description
88V60-K184	03643962	Piped-away exhaust system for 88V models
99V60-K184	03625589	Piped-away exhaust system for 99V models

Pro-Series Sanders and Polishers



Technical Specifications at 6.2 bar (90 psi) dynamic pressure at inlet

Model No.	CPN	kWatt	1 min rpm	mm	kg	L mm	H mm	in (NPT)	mm	Max. l/s	dB(A)	m/s ² /K ⁽¹⁾
Straight Sanders												
77H30B106-EU	01339670	1.12	3,000	150	5/8"-11	3.32	449	—	3/8"	13	17.5	5.9/2.1
77H50B106-EU	01340397	1.12	5,000	150	5/8"-11	3.32	449	—	3/8"	13	18.4	7.8/2.7
Angle Sanders												
77A25F107-EU	01340835	1.12	2,500	180	5/8"-11	3.81	446	—	3/8"	13	17.5	<2.5
77A60W107-EU	01340165	1.12	6,000	180	5/8"-11	3.55	446	—	3/8"	13	18.4	<2.5
77A45W109-EU	01339720	1.12	4,500	230	5/8"-11	3.55	446	—	3/8"	13	17.5	<2.5
Vertical Sanders												
7P24L-EU	01339712	0.6	2,400	180	5/8"-11	1.47	—	162	1/4"	10	10.4	<2.5
7S48L-EU	01340348	0.6	4,800	180	5/8"-11	1.47	—	162	1/4"	10	10.4	<2.5
7S60L-EU	01338318	0.6	6,000	180	5/8"-11	1.47	—	162	1/4"	10	10.4	<2.5
88S60W107-EU	01338037	1.50	6,000	180	5/8"-11	3.24	—	152	1/2"	19	28.8	<2.5
88S45W109-EU	01339126	1.35	4,500	230	5/8"-11	3.24	—	152	1/2"	19	23.6	<2.5

(1) ISO28927 – 3-axis measurement: vibration level/measurement uncertainty.

Sanding Pads


Model No.	CPN	Description	Size
77A-AM825-5	03675477	Medium sanding pad (for all models)	Ø 125 mm (5")
77A-AM825-7	03675469	Medium sanding pad (for all models)	Ø 180 mm (7")
77A-AM825-9	03675451	Firm sanding pad (for all models)	Ø 230 mm (9")
P500-850	03379542	Wool polishing bonnet (for 7 and 77 models)	Ø 180 mm (7")



THE HANDIEST HANDHELD TOOL AROUND

320PG Pencil Grinder

When it comes to having the upper hand on handheld tools, Ingersoll Rand®'s Pencil Grinder fits the bill—and the budget. Not a lot of space? Not a problem. Its slim profile makes it ideal for working in intricate spaces, but don't let its size fool you. This powerful tool packs a punch for nearly any job you throw its way—from precise grinding, to final cleaning and polishing dies, to mold finishing, light deburring and flash removal. Plus, its ergonomic design can't be dismissed. Created with a molded custom TPU grip for easy handling and an oversized speed control knob, the 320PG provides maximum comfort for extended use—all at an attainable price point.



Manufacturing



Machine Shop



General Industrial

The countless capabilities of the 320PG allow for more tasks to be completed with a singular tool, allowing for maximum versatility and productivity.



Affordability across the board is a top priority for the 320PG, which provides high quality performance at a budget-conscious price point.

Complete with a custom TPU grip, low vibration and noise and an oversized speed control knob, the 320PG was designed for enhanced user comfort and safety.

320PG PENCIL GRINDER

Model	MAX Free Speed RPM	Length in (mm)	Weight lb (kg)	Spindle Offset in (mm)	Air Consumption @ Load cfm (l/min)	Exhaust	Level (m/s ²)
320PG	56,000	5.51" (140)	0.51 (0.23)	0.37 (9.4)	8 (220)	Rear	<3.2m/s ²



	320-MPS			320-CB5			
	a inch (mm)	b inch (mm)	c inch (mm)	a inch (mm)	b inch (mm)	c inch (mm)	
	1/8 (3)	33/64 (13)	1/8 (3)		1/8 (3)	5/8 (16)	1-1/2 (38)
	1/8 (3)	9/32 (7)	5/8 (16)		1/8 (3)	5/8 (16)	1-1/2 (38)
	1/8 (3)	5/32 (4)	5/8 (16)		1/8 (3)	5/8 (16)	1-1/2 (38)
	1/8 (3)	15/64 (6)	35/64 (14)		1/8 (3)	5/32 (4)	1-1/2 (38)
	1/8 (3)	15/64 (6)	15/64 (6)		1/8 (3)	1/8 (3)	1-1/2 (38)



Also offered in a kit, 320PGK, that includes the tool, 5 assorted mounted points and 5 assorted carbide burs in a hard case.

Follow us. #IRTOOLS



MAKE A LASTING MARK

140EP Engraving Pen


When it's time to make a lasting mark without breaking the bank, Ingersoll Rand®'s easy-to-use 140EP Engraving Pen is the time-saving tool you've been looking for. It's been ergonomically designed for top-notch precision on any surface—from alloys to brittle ceramics and everything in between. In fact, its ability to engrave even the hardest materials makes it one of the most efficient and reliable tools in your arsenal. And, because comfort is king, the 140EP comes equipped with a soft rubber grip and slender body design, making it ideal for extended use.



Manufacturing



Light Assembly



Industrial Maintenance

Designed with durability in mind, the 140EP accurately engraves even the hardest surfaces with ease. This versatile pen is great for marking tools and other pieces of equipment, allowing for easier identification and reduced cycle times.



It's possible to enjoy the performance of a well-made product without breaking the bank, and the 140EP is a prime example. Its price point provides a great value to the customer, making it an affordable yet reliable tool for even the tightest budgets.

Ergonomically designed with a soft rubber grip and slender body, the comfort of the lightweight 140EP makes it ideal for extended use—all without sacrificing legibility.

140EP ENGRAVING PEN

Model	BPM	Length in (mm)	Weight lb (kg)	Throttle Style	Minimum Hose Size in (mm)	Air Inlet Size NPTF in	Air Consumption @ Load cfm (l/min)
140EP	11,400	5.5" (140)	0.427 (0.193)	Slide	5/32" (4)	1/4"	1 (30)

Follow us. #IRTOOLS





Airline & Additional Accessories

56 | Air Filters, Regulators and Lubricators

57 | Quick Release Couplings, Nipples and Hoses

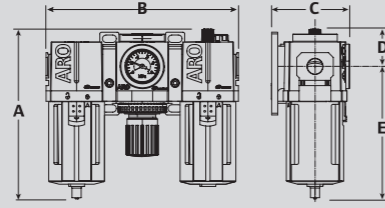
59 | Spring Balancers – Tools Lubricants

Get the most out of your tools! Ingersoll Rand takes a systematic approach to providing a complete solution to maximize your productivity as efficiently and safely as possible. To that end, we have supplemented our line of tools with air line accessories, ergonomic accessories and tools lubricants.

ARO-Flo Series

Filter + Regulator + Lubricator

- Operating temperature: -5 to +79 °C.
- Maximum inlet pressure: 17.2 bar (250 psig).
- Pressure gauge: 0 to 9.7 bar (0-140 psig).
- 5 µm filter element.

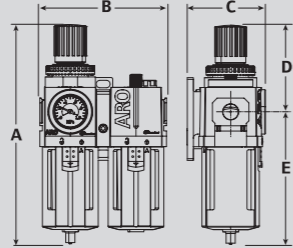


Dimensions	A mm	B mm	C mm	D mm	E mm
C381B1-821	149	120	80	42	107
C382C1-811	199	168	84	45	154
C383D1-811	216	221	90	43	173
C383E1-811	216	221	90	43	173
C384F1-811	292	282	109	55	237

Model No.	CPN	in (BSP) BSP	Max. l/s (1)	Bowl material/ drain type mm	5µ filter element CPN
C381B1-821	15302961	1/4"	21.7	Metal/Automatic	15299183
C382C1-811	15315633	3/8"	40.0	Metal/Automatic	15299662
C383D1-811	15304108	1/2"	70.8	Metal/Automatic	15299407
C383E1-811	15304181	3/4"	80.7	Metal/Automatic	15299407
C384F1-811	15317639	1"	101.5	Metal/Automatic	15299878

Filter / Regulator + Lubricator

- Operating temperature: -5 to +52 °C.
- Maximum inlet pressure: 10.3 bar (150 psig).
- Pressure gauge: 0 to 9.7 bar (0-140 psig).
- 5 µm filter element.

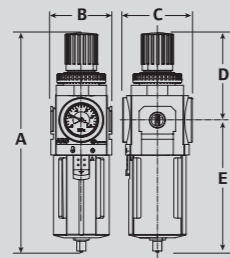


Dimensions	A mm	B mm	C mm	D mm	E mm
C381B1-600	157	80	80	67	90
C382C1-600	209	112	84	86	123
C383D1-600	252	145	90	100	152
C383E1-600	252	145	90	100	152
C384F1-610	351	186	109	133	218

Model No.	CPN	in (BSP) BSP	Max. l/s (1)	Bowl material/ drain type mm	5µ filter element CPN
C381B1-600	15302896	1/4"	20.7	Polycarbonate/Manual	15299183
C382C1-600	15315567	3/8"	33.5	Polycarbonate/Manual	15299662
C383D1-600	15304033	1/2"	56.7	Polycarbonate/Manual	15299407
C383E1-600	15304116	3/4"	67.0	Polycarbonate/Manual	15299407
C384F1-610	15317605	1"	98.2	Metal/Manual	15299878

Filter / Regulator

- Operating temperature. With polycarbonate bowl: -5 to +52 °C. With metal bowl: -5 to +79 °C.
- Maximum operating pressure. With polycarbonate bowl: 10.3 bar (150 psig). With metal bowl: 17.2 bar (250 psig).
- Pressure gauge: 0 to 9.7 bar (0-140 psig).
- 5 µm filter element.



Dimensions	A mm	B mm	C mm	D mm	E mm
P391B4-600	157	40	74	67	90
P391B4-624	175	40	74	67	108
P392C4-600	207	56	79	86	121
P392C4-614	229	56	79	86	143
P393D4-600	253	70	80	100	153
P393D4-614	276	70	80	100	176
P393E4-600	253	70	80	100	153
P393E4-614	276	70	80	100	176

Model No.	CPN	in (BSP) BSP	Max. l/s (1)	Bowl material/ drain type mm	Fixing bracket CPN	5µ filter element CPN
P391B4-600	15302813	1/4"	22.1	Polycarbonate/Manual	15307416	15299183
P391B4-624	15302847	1/4"	22.1	Metal/Automatic	15307416	15299183
P392C4-600	15315260	3/8"	42.5	Polycarbonate/Manual	15307424	15299662
P392C4-614	15315294	3/8"	42.5	Metal/Automatic	15307424	15299662
P393D4-600	15305337	1/2"	79.5	Polycarbonate/Manual	15307432	15299407
P393D4-614	15305360	1/2"	79.5	Metal/Automatic	15307432	15299407
P393E4-600	15305931	3/4"	81.6	Polycarbonate/Manual	15307432	15299407
P393E4-614	15305964	3/4"	81.6	Metal/Automatic	15307432	15299407

(1) At 6.2 bar (90 psig)

Quick Release Couplings & Nipples



EURO 7.2 - 7.4

Ø 7.2 - 7.4 mm		Nipples BSP		Standard couplings		Safety couplings		Safety couplings	
		Part no.	CPN	Part no.	CPN	Part no.	CPN	Part no.	CPN
				Max: 16 bar - 25 L/s (1)		Max: 16 bar - 25 L/s (1)		Max: 12 bar - 30 L/s (1)	
Male thread	1/4" BSP	77NMC2	88104070	7N7CCMC2	25010505	7S7CCMC2	25010398	7S7CMC2	88104187
	3/8" BSP	77NMC3	88104088	7N7CCMC3	25010513	7S7CCMC3	25010406	7S7CMC3	88104195
	1/2" BSP	77NMC4	88104096	7N7CCMC4	25010521	7S7CCMC4	25010414	7S7CMC4	88104203
Female thread	1/4" BSP	77NFC2	88104047	7N7CCFC2	25010471	7S7CCFC2	25010364	7S7CFC2	88104153
	3/8" BSP	77NFC3	88104054	7N7CCFC3	25010489	7S7CCFC3	25010372	7S7CFC3	88104161
	1/2" BSP	77NFC4	88104062	7N7CCFC4	25010497	7S7CCFC4	25010380	7S7CFC4	88104179
For hose	Ø 6 mm	77NH06	88104104	7N7CCH06	25010539	7S7CCH06	25010422	7S7CH06	88104211
	Ø 8 mm	77NH08	88104112	7N7CCH08	25010547	7S7CCH08	25010430	7S7CH08	88104229
	Ø 10 mm	77NH10	88104138	7N7CCH10	25010562	7S7CCH10	25010455	7S7CH10	88104245
				7N7CCH13	25010570	7S7CCH13	25010463	7S7CH13	88104252

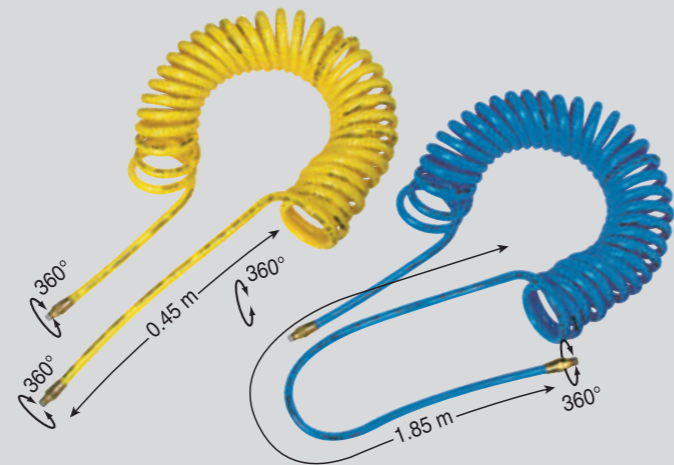
ISO 6150B MIL-C4109

Ø 6 mm (1/4")		Nipples BSP		Standard couplings		Safety couplings		Safety couplings	
		Part no.	CPN	Part no.	CPN	Part no.	CPN	Part no.	CPN
				Max: 12 bar - 13 L/s (1)		Max: 16 bar - 15 L/s (1)		Max: 12 bar - 13 L/s (1)	
Male thread	1/4" BSP	IB6NMC2	88103015	IBN6CMC2	88103197	IBS6CCMC2	25010075	IBS6CMC2	88103098
	3/8" BSP	IB6NMC3	88103023	IBN6CMC3	88103205	IBS6CCMC3	25010083	IBS6CMC3	88103106
	1/2" BSP	-	-	IBN6CMC4	88103213	IBS6CCMC4	25010091	IBS6CMC4	88103114
Female thread	1/4" BSP	IB6NFC2	88102991	IBN6FC2	88103163	IBS6CCFC2	25010042	IBS6FC2	88103064
	3/8" BSP	IB6NFC3	88103007	IBN6FC3	88103171	IBS6CCFC3	25010059	IBS6FC3	88103072
	1/2" BSP	-	-	IBN6FC4	88103189	IBS6CCFC4	25010067	IBS6FC4	88103080
For hose	Ø 6 mm	IB6NH06	88103031	IBN6CH06	88103221	-	-	IBS6CH06	88103122
	Ø 8 mm	IB6NH08	88103049	IBN6CH08	88103239	IBS6CCH08	25010117	IBS6CH08	88103130
	Ø 10 mm	IB6NH10	88103056	IBN6CH10	88103247	IBS6CCH10	25010125	IBS6CH10	88103148
				Max: 12 bar - 33 L/s (1)		Max: 16 bar - 30 L/s (1)		Max: 12 bar - 33 L/s (1)	
Male thread	1/4" BSP	IB8NMC2	88103296	IBN8CMC2	88104567	-	-	IBS8CMC2	88103395
	3/8" BSP	IB8NMC3	88103304	IBN8CMC3	88104575	IBS8CCMC3	25010158	IBS8CMC3	88103403
	1/2" BSP	IB8NMC4	88103312	IBN8CMC4	88104583	IBS8CCMC4	25010166	IBS8CMC4	88103411
Female thread	1/4" BSP	IB8NFC2	88103262	IBN8FC2	88104534	-	-	IBS8CFC2	88103361
	3/8" BSP	IB8NFC3	88103270	IBN8FC3	88104542	IBS8CCFC3	25010133	IBS8CFC3	88103379
	1/2" BSP	IB8NFC4	88103288	IBN8FC4	88104559	IBS8CCFC4	25010141	IBS8CFC4	88103387
For hose	Ø 8 mm	IB8NH08	88103320	-	-	IBS8CCH08	25010174	IBS8CH08	88103429
	Ø 10 mm	IB8NH10	88103338	IBN8CH10	88104609	IBS8CCH10	25010182	IBS8CH10	88103437
	Ø 13 mm	IB8NH13	88103346	IBN8CH13	88104617	IBS8CCH13	25010190	IBS8CH13	88103445
				Max: 16 bar - 70 L/s (1)		-		-	
Male thread	3/8" BSP	IB11NMC3	25014028	-	-	IBS11CCMC3	25013939	-	-
	1/2" BSP	IB11NMC4	25014036	-	-	IBS11CCMC4	25013947	-	-
	3/4" BSP	-	-	-	-	IBS11CCMC6	25013954	-	-
Female thread	3/8" BSP	IB11NFC3	25014002	-	-	IBS11CCFC3	25013905	-	-
	1/2" BSP	IB11NFC4	25014010	-	-	IBS11CCFC4	25013913	-	-
	3/4" BSP	-	-	-	-	IBS11CCFC6	25013921	-	-
For hose	10 mm	IB11NH10	25014044	-	-	IBS11CCH10	25013962	-	-
	13 mm	IB11NH13	25014051	-	-	IBS11CCH13	25013970	-	-
	16 mm	IB11NH16	25014069	-	-	IBS11CCH16	25013988	-	-
	19 mm	IB11NH19	25014077	-	-	IBS11CCH19	25013996	-	-

Polyurethane Recoil Hoses

- Operating temperature: -40 to +38 °C.
- Operating pressure: 8 bar (115 psi) at 24 °C.

Part No.	CPN	mm	NPT	m	m	m
Yellow Hose						
34102	92833375	6	1/4"	3	2.5	0.15
34202	92833383	6	1/4"	6	5	0.31
34302	92833391	6	1/4"	9	8	0.43
35102	92833409	8	1/4"	3	2.5	0.14
35202	92832526	8	1/4"	6	5	0.30
35302	92833417	8	1/4"	9	8	0.46
IR36103	92835172	9.5	1/4"	3	2.5	0.15
IR36203	92835180	9.5	1/4"	6	5	0.34
IR36303	92835198	9.5	1/4"	9	8	0.52
IR36102	92835149	9.5	3/8"	3	2.5	0.15
IR36202	92835156	9.5	3/8"	6	5	0.34
IR36302	92835164	9.5	3/8"	9	8	0.52
IR37102	92835206	13	1/2"	3	2.5	0.16
IR37202	92835214	13	1/2"	6	5	0.38
Blue Hose						
IR36713	88098991	9.5	3/8"	6	5	0.34
IR36715	88099015	9.5	3/8"	9	7.5	0.52



PVC Round Hose, 30 m Coil

- Safety factor 4:1.

Part No.	CPN	mm	mm	Max. operating pressure at 20 °C
RH-6	92545730	6 mm	11 mm	18 bar
RH-8	92536036	8 mm	13 mm	15 bar
RH-10	92536044	10 mm	14 mm	13 bar
RH-12	92536051	13 mm	17 mm	11 bar
RH-16	92536069	16 mm	21 mm	11 bar
RH-19	92536077	19 mm	24 mm	11 bar

Hose clamps

Part No.	CPN	mm	Quantity
CO-0911	56753080	Ø 9 - 11	100
CO-1113	56753098	Ø 11 - 13	100
CO-1315	56753106	Ø 13 - 15	100
CO-1518	56753122	Ø 15 - 18	100
CO-1821	56753148	Ø 18 - 21	100
CO-2225	56753163	Ø 22 - 25	100

Hose Whips

Part No.	CPN	NPT	mm
33104	91486340	1/4"	300
33204	91486357	3/8"	300
33304	91488205	1/2"	300



Safety Blow Guns

- OSHA compliant with outlet pressure reduced to 2 bar for increased operator safety.

Part No.	CPN	Max. air pressure	Description	NPT
94053	91487520	6-7 bar	Brass air screen tip produces conical air stream around direct centre air stream	1/4" BSP
94054	91488775	6-7 bar	For use with blow pipes only (1)	1/4" BSP
94057	91489732	6-7 bar	Tamper-proof vent holes increase total air flow	1/4" BSP
94058	25011222	10 bar	Composite material. Built-in blow pipe	1/4" BSP

(1) Blow pipe, 150 mm long, part no. 94055 (CPN: 91488783) – Blow pipe, 450 mm long, part no. 94056 (CPN: 91488791).



Spring balancers



Model No.	CPN	Load capacity kg	Maximum stroke m	kg
BLD Series – Light-Duty				
BLD-1	92073956	0.4–1.0	1.6	0.6
BLD-2	92073964	1.0–2.0	1.6	0.6
BLD-3	92073972	2.0–3.0	1.6	0.7
BMD Series – Medium-Duty				
BMDS-2	92842152	1.0–2.5	2.0	2.0
BMDS-4	92842160	2.0–4.0	2.0	2.0
BMDS-6	92842178	4.0–6.0	2.0	2.3
BMD-8	92842186	6.0–8.0	2.0	2.5
BMDLN-4	17023730	2.0–4.0	2.5	2.9
BMDLN-6	17023748	4.0–6.0	2.5	3.2
BMDLN-8	17023755	6.0–8.0	2.5	3.5
BMDLN-10	17023763	8.0–10.0	2.5	3.7
BMDLN-12	17023771	10.0–14.0	2.5	4.0
BMDLLN-4 (1)	17023789	2.0–4.0	2.5	3.0
BMDLLN-6 (1)	17023797	4.0–6.0	2.5	3.3
BMDLLN-8 (1)	17023805	6.0–8.0	2.5	3.6
BMDLLN-10 (1)	17023813	8.0–10.0	2.5	3.8
BIDS Series – Intermediate-Duty				
BIDS-7	25015967	4.0–7.0	2.0	5.0
BIDS-10	25015975	7.0–10.0	2.0	5.5
BIDS-14	25015983	10.0–14.0	2.0	5.5
BIDS-18	25015991	14.0–18.0	2.0	6.5
BIDS-22	25016007	18.0–22.0	2.0	6.0
BIDS-26	25016015	22.0–25.0	2.0	6.6
BHD Series – Heavy-Duty				
BHD-15	92841956	10.0–15.0	2.0	10.3
BHD-20	92841964	15.0–20.0	2.0	10.6
BHD-25	92841972	20.0–25.0	2.0	11.2
BHD-30	92841980	25.0–30.0	2.0	11.5
BHD-35	92841998	30.0–35.0	2.0	11.8
BHD-45	92842004	35.0–45.0	2.0	12.4
BHD-55	92842012	45.0–55.0	2.0	12.5
BHD-65	92842020	55.0–65.0	2.0	13.6

(1) Locking type balancer: sharp pull on the wire rope will lock it in position allowing attached load to be manipulated freely – without weight compensation.

Hose Reel Balancers

Model No.	CPN	Load capacity kg	Maximum stroke m	NPT	kg
BHR-8	92073923	0.4 - 0.8	1.3	1/4"	1.5
BHR-15	92073931	0.7 - 1.5	1.3	1/4"	1.5
BHR-25	92073949	1.2 - 2.5	1.3	1/4"	1.5



Grease and Oil

Model No.	CPN	No.	Recommended use	Capacity
Grease				
67-4T	04637336	67	For angle head tools	0.12 L (tube)
67-1 LB	03773009			0.45 kg
105-4T-6	04618930	105	with metal housing	6 tubes of 0.12 L
105-1LB	04279147			0.45 kg
105-8LB	04264875	115	For Impacttools with composite housing	3.60 kg
115-4T	04616157			0.12 L (tube)
115-1LB	04192480			0.45 kg
Oil				
10Z4	03875671	10	For Impacttools, drills, screwdrivers and percussive tools	0.12L (tube)
10P	03875689			0.50 L
10G	03875697	50	For grinders and Impacttools	3.80 L
50P	03875705			0.50 L
50G	03875713			3.80 L



Lubricant Kits

Part No.	CPN	Compatible tools
67-LBK1	04637344	For angle head tools
105-LBK1	04616090	For Impacttools with metal housing
115-LBK1	04616108	For Impacttools with composite housing
VT22-SK1(1)	17028549	Lubricant kit (250 ml of oil + syringe)

(1) Contains: grease 80 g, oil 0.12 L and grease pump.
(2) Note: VT22-T24 spindle lock key is required for oil change.




Grease Guns

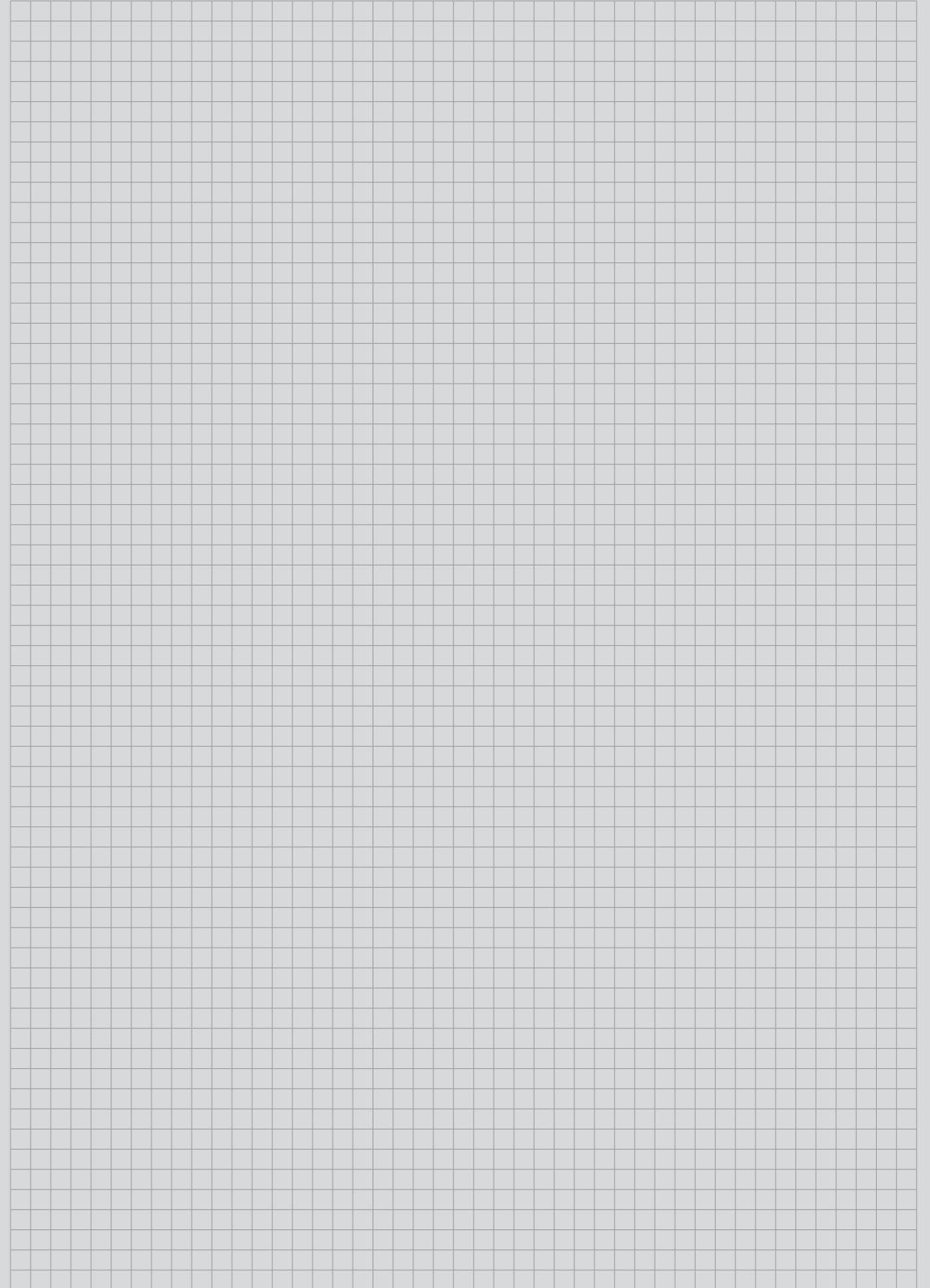
Part No.	CPN	Description
P25-228	03026978	For hydraulic-type fittings
R000A2-228	03095015	For flush-type fittings
GTH-1	04616124	For Ingersoll Rand 0.12 l tube of grease

Product	Page	Product	Page	Product	Page	Product	Page	Product	Page	Product	Page	Product	Page	Product	Page	Product	Page		
002300	42	2925RBP1Ti	21	77A25F107-EU	41	94058	58	C HH1-214M-12	52	G3A100PP96AV	36	IBN6CFC3	57	M2A120RP95	45	QXX5A52T0880PS12	7	W7152	10
002301	42	2925RBP1TiEX	24	77A45W109-EU	41	9500	49	C HH1-214M-18	52	G3A100PP96AV	45	IBN6CFC4	57	M2A180RG4	35	QXX5A72T1080PS16	7	W7152-BOOT	11
002302	42	2925RBP3Ti	21	77A60P107M-EU	39	9510	49	C HH1-214M-24	52	G3A120PG4M	34	IBN6CH06	57	M2A180RG4	45	QXX5A72T1620PS16	7	W7152P 47633391001	10
002303	42	2934B2-EU	20	77A60P109M-EU	39	99HL60H106-EU	39	C HH1-214M-36	52	G3A120PP945A	45	IBN6CH08	57	M2H180RG4	35	R000A2-228	59	W7152P-K22-EU	10
002304	42	2934B2SP-EU	25	77A60W107-EU	41	99V60-K184	40	C1101	13	G3A120PP945AV	36	IBN6CH10	57	M2H180RG4	45	R1120	13	W7172	10
002305	42	2934B9-EU	20	77A75P107M-EU	39	99V60P107M-EU	40	C1101EU-K2	13	G3A120PP95A	45	IBN6CMC2	57	M2H200RG4	35	R1120EU-K1	13	W7172-K22-EU	10
02A-MEDPD	37	2934P2-EU	20	77A-AM825-5	37	99V60P109M-EU	40	C381B1-600	56	G3A120PP95AV	45	IBN6CMC3	57	M2H200RG4	45	R1130	13	W7252	10
03A-MEDPD	37	2940B2SP-EU	25	77A-AM825-5	41	99V60S106M-EU	40	C381B1-821	56	G3A120PP95AV	45	IBN6CMC4	57	M2H250RG4	35	R1130EU-K1	13	W7252-K22-EU	10
105-1LB	59	2A1SA-EU	51	77A-AM825-7	41	A HH1-214F-18	52	C382C1-600	56	G3A120PP95AV	45	IBN8CFC2	57	M2H250RG4	45	R3130	11	WF-14-7 1/8	50
105-4T-6	59	2A2SA-EU	51	77A-AM825-9	37	A HH1-214F-24	52	C382C1-811	56	G3H150PG4M	34	IBN8CFC3	57	M2L025RS9	37	R3130-K12-EU	11	WF-14A-6 1/8	50
105-8LB	59	312AC4A	43	77A-AM825-9	41	A HH1-214F-36	52	C382C1-811	56	G3H150PG4M	45	IBN8CFC4	57	M2L025RS9	45	R3130-K22-EU	11	WF-14B-11 1/2	50
105-LBK1	59	314AC4A	43	77H120H84-EU	39	AV1-126D	48	C383D1-600	56	G3H180PG4M	34	IBN8CH10	57	M2L040RS9	37	R3150	11	WF-14B6 1/8	50
10G	59	320AC4A	43	77H120L10-EU	39	AV1-22C-10	48	C383D1-811	56	G3H180PG4M	45	IBN8CH13	57	M2L040RS9	45	R3150-K12-EU	11	WF-14F-12	50
10P	59	325SC4A	43	77H308106-EU	41	AV1-22C-4	48	C383D1-811	56	G3L086PP95	36	IBN8CMC2	57	M2L055RS9	37	R3150-K22-EU	11	WF-14F-7	50
10Z4	59	325XC4A	43	77H508106-EU	41	AV1-22C-5	48	C383E1-600	56	G3L086PS10	37	IBN8CMC3	57	M2L055RS9	45	RH-10	58	WF-14G-6	50
116920	42	330SC4A	43	77H90L10-EU	39	AV1-22C-6	48	C383E1-811	56	G3X150PG4M	34	IBN8CMC4	57	M2X075RG4	35	RH-12	58		
116930	42	330XC4A	43	77NFC2	57	AV1-22C-8	48	C384F1-610	56	G3X150PG4M	45	IBS1CCFC3	57	M2X075RG4	45	RH-16	58		
116940	42	33104	58	77NFC3	57	AV1-22S-16	48	C384F1-811	56	G3X150PH64	36	IBS1CCFC4	57	M2X180RG4	35	RH-19	58		
117155	42	33204	58	77NFC4	57	AV1-22S-20	48	CO-0911	58	G3X180PG4M	34	IBS1CCFC6	57	M2X180RG4	45	RH-6	58		
122629	42	33304	58	77NH06	57	AV1-22S-24	48	CO-1113	58	G3X180PG4M	45	IBS1CCH10	57	M2X180RH63	36	RH-8	58		
115-1LB	59	335SC4A	43	77NH08	57	AV1-22S-28	48	CO-1315	58	GTH-1	59	IBS1CCH13	57	M2X180RH63	45	SK2M12	27		
115-4T	59	33SKA-EU	26	77NH13	57	AV24-222S-26	48	CO-1518	58	H3R-214B-12	52	IBS1CCH16	57	M2X200RG4	35	SK3M10	27		
115-LBK1	59	33SMA-EU	26	77NMC2	57	AV24-222S-38	48	CO-1821	58	H3R-214F-12	52	IBS1CCH19	57	M2X200RG4	45	SK4M14	27		
116H-K5	49	34102	58	77NMC3	57	AVC10A1-EU	48	CO-2225	58	H3R-214F-18	52	IBS1CCMC3	57	M2X250RG4	35	SK4M18	27		
118MAX	49	34202	58	77NMC4	57	AVC10C1-EU	48	D1130	13	H3R-214F-24	52	IBS1CCMC4	57	M2X250RG4	45	SK4M5L	27		
118MAXH	49	34302	58	7802RAKCEX	24	AVC12A1-EU	48	D1130EU-K2	13	H3R-214F-36	52	IBS1CCMC6	57	NS11-122-19	50	SK4M7U	27		
122MAX	49	3445MAX-M	33	7803RAKCEX	24	AVC13A1-EU	48	D1410	12	H3R-214M-12	52	IBS6CFC2	57	NS11-22-19	50	SK6M6L	27		
122MAXH	49	345MAX-M	33	7N7CCFC2	57	AVC1-83	48	D1410EU-K2	12	H3R-214M-18	52	IBS6CFC3	57	NS11A	50	SK8M4L	27		
172L-EU	50	35102	58	7N7CCFC3	57	AVC24-283	48	D5140	11	H3R-214M-24	52	IBS6CFC4	57	NS11A7	50	VT22-SK1	59		
172LNA1-EU	50	35202	58	7N7CCFC4	57	AVC26A1-EU	48	D5140-K22-EU	11	H3R-214M-36	52	IBS6CH06	57	NS11-B22-19	50	VT26A085SP98	33		
182G-EU	50	35302	58	7N7CCH06	57	AVC26B1-EU	48	DG110-700-6M	35	H3R-215B-12	52	IBS6CH08	57	NS11B7	50	VT26A120SP955	33		
182K1-EU	50	3940A2Ti	22	7N7CCH08	57	B HH1-214B-12	52	DG110-700-G2	35	H3R-215F-12	52	IBS6CH10	57	NS11-522-19	50	VT45A066SP995	33		
182L-EU	50	3940B2Ti	22	7N7CCH10	57	B8NH08	57	DG110-700-G4	35	H3R-215F-18	52	IBS6CMC2	57	P25-228	59	VT45A085SP98	33		
182LNA1-EU	50	3940B2TiEX	24	7N7CCH13	57	BC1110-EU	13	DG120HD-700-G6	35	H3R-215F-24	52	IBS6CMC3	57	P391B4-600	56	W1110	12		
1A1SA-EU	51	3940P2Ti	22	7N7CCMC2	57	BC1121-EU	11	DG120HD-700-G6	38	H3R-215F-36	52	IBS6CMC4	57	P391B4-624	56	W1110EU-K2	12		
1A2SA-EU	51	3942A2Ti	22	7N7CCMC3	57	BHD-15	59	DG121HD-700-M8	35	H3R-215M-12	52	IBS8CFC2	57	P392C4-600	56	W1120	12		
2101XPA	18	3942B2Ti	22	7N7CCMC4	57	BHD-20	59	DG121HD-700-M8	38	H3R-215M-18	52	IBS8CFC3	57	P392C4-614	56	W1120EU-K2	12		
2102XPA	18	3942B2TiEX	24	7P24L-EU	41	BHD-25	59	EP50-514	42	H3R-215M-24	52	IBS8CFC4	57	P392C4-614	56	W1130	12		
2115M-BOOT	18	3955A2Ti	22	7S48L-EU	41	BHD-30	59	EP50-515	42	HH1-214F-12	52	IBS8CH08	57	P393D4-600	56	W1130EU-K2	12		
2115M-BOOT	19	3955B2Ti	22	7S60L-EU	41	BHD-35	59	EP50-516	42	HH1-215B-12	52	IBS8CH10	57	P393D4-614	56	W1A1-EU	51		
2115PTiMAX	19	3955B2TiEX	24	7S7CCFC2	57	BHD-45	59	EP50-517	42	HH1-215F-12	52	IBS8CH13	57	P393E4-600	56	W1A2-EU	51		
2115QTiMAX	19	3A1SA-EU	51	7S7CCFC3	57	BHD-55	59	EP50K-EU	42	HH1-215F-18	52	IBS8CMC2	57	P393E4-614	56	W2A1-EU	51		
2115QXPA	18	3A2SA-EU	51	7S7CCFC4	57	BHD-65	59	G160HD-700-1/4	35	HH1-215F-24	52	IBS8CMC3	57	P4CS-6	49	W2A2-EU	51		
2125PTiMAX	19	4151-HL	44	7S7CCH06	57	BHR-15	59	G160HD-700-1/4	38	HH1-215F-36	52	IBS8CMC4	57	P4FS-6	49	W3A1-EU	51		
2125QTiMAX	19	4151-HL-2	44	7S7CCH08	57	BHR-25	59	G160HD-700-6MM	38	HH1-215M-12	52	IR36102	58	P500-850	41	W3A2-EU	51		
212-BOOT	20	4152-HL	44	7S7CCH10	57	BHR-8	59	G160HD-700-6MM	35	HH1-215M-18	52	IR36103	58	PBA416	42	W4A1-EU	51		
2130-BOOT	18	4152-HL-SR	44	7S7CCH13	57	BIDS-10	59	G1621	13	HH1-215M-24	52	IR36202	58	POLA15000	42	W4A2-EU	51		
2131PSP	25	4429	49	7S7CCMC2	57	BIDS-14	59	G162EU-K2	13	IB11NFC3	57	IR36203	58	QXC2P1000S12K2	7	W5111	10		
2131PEX	24	445MA-EU	26	7S7CCMC3	57	BIDS-18	59	G1811	13	IB11NFC4	57	IR36302	58	QXC2P1350S16K2	7	W5111-BOOT	11		
2135M-BOOT	18	47568-2	42	7S7CCMC4	57	BIDS-22	59	G1811EU-K2	13	IB11NH10	57	IR36303	58	QXC2P2000S16K2	7	W5111-K22-EU	10		
2135PQXPA	18	47568-3	42	7S7CFC2	57	BIDS-26	59	G1A120PG4M	34	IB11NH13	57	IR36713	58	QXC2P200S12K2	7	W5130	10		
2135QPTiMAX	19	4A1SA-EU	51	7S7CFC3	57	BIDS-7	59	G1A120PG4M	45	IB11NH16	57	IR36715	58	QXC2P500S12K2	7	W5130-BOOT	11		
2135QXPA	18	4A2SA-EU	51	7S7CFC4	57	BL1203	13	G1A120PS4	37	IB11NH19	57	IR37102	58	QXC2PT1000NPS12	7	W5130-K22-EU	10		
2145M-BOOT	19	50G	59	7S7CH06	57	BL2012	11	G1A120PS418	37	IB11NMC3	57	IR37202	58	QXC2PT1350NPS16	7	W5131P	10		
2145QIMAX	19	50P	59	7S7CH08	57	BL2022	11	G1A120PS812	37	IB11NMC4	57	L1110	13	QXC2PT2000NPS16	7	W5131P-K22-EU	10		
2145QIMAX-SP	25	5102MAX	33	7S7CH10	57	BLD-1	59	G1A200PG4M	34	IB6NFC2	57	L5110	11	QXC2PT200NPS12	7	W5133	10		
2155QIMAX	19	5108MAX	33	7S7CH13	57	BLD-2	59	G1A200PG4M	45	IB6NFC3	57	LG1-SB418-100-10	37	QXC2PT500NPS12	7	W5133-K22-EU	10		
2155QIMAX-SP	25	529	49	7S7CMC2	57	BLD-3	59	G1A200PP63	36	IB6NH06	57	LG1-SB418-60-10	37	QXX2A52T0396PS12	7	W5133P	10		
2161-BOOT	18	551SMA-EU	26	7S7CMC3	57	BMDLLN-10	59	G1A200PS4	37	IB6NH08	57	LG1-SB812-80-10	37	QXX2A52T0594PS12	7	W5150	10		
2161XP	18	588A1-EU	23	7S7CMC4	57	BMDLLN-4	59	G1A200PS812	37	IB6NH10	57	LG1-SB812-100-10	37	QXX2P1000PS12K2	7	W5150-K22-EU	10		
2171XP	18	5980A1-EU	23	88HL60H106-EU	39	BMDLLN-6	59	G1H200PG4M	34	IB6NMC2									

Notes



Notes





Ingersoll Rand (NYSE:IR) advances the quality of life by creating comfortable, sustainable and efficient environments. Our people and our family of brands — including Club Car®, Ingersoll Rand®, Thermo King® and Trane® — work together to enhance the quality and comfort of air in homes and buildings; transport and protect food and perishables; and increase industrial productivity and efficiency. We are a global business committed to a world of sustainable progress and enduring results.



[ingersollrandproducts.com](https://www.ingersollrandproducts.com)

We are committed to using environmentally conscious print practices.

Nothing contained on these pages is intended to extend any warranty or representation, expressed or implied, regarding the product described herein. Any such warranties or other terms and conditions of sale of product shall be in accordance with Ingersoll Rand's standard terms and conditions of sale for such products, which are available upon request. Product improvement is a continuing goal at Ingersoll Rand. Designs and specifications are subject to change without notice or obligation.